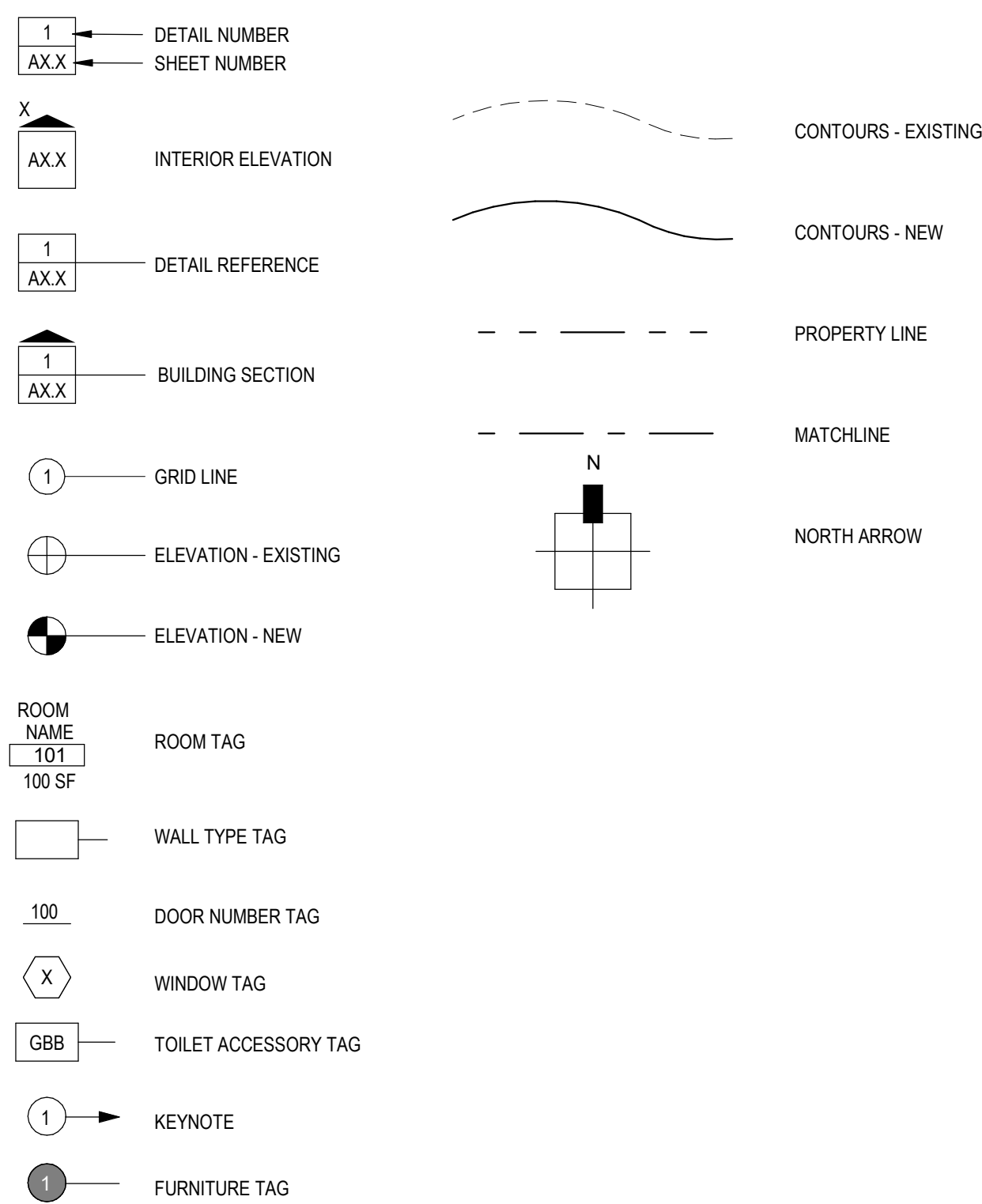


STANDARD ABBREVIATIONS

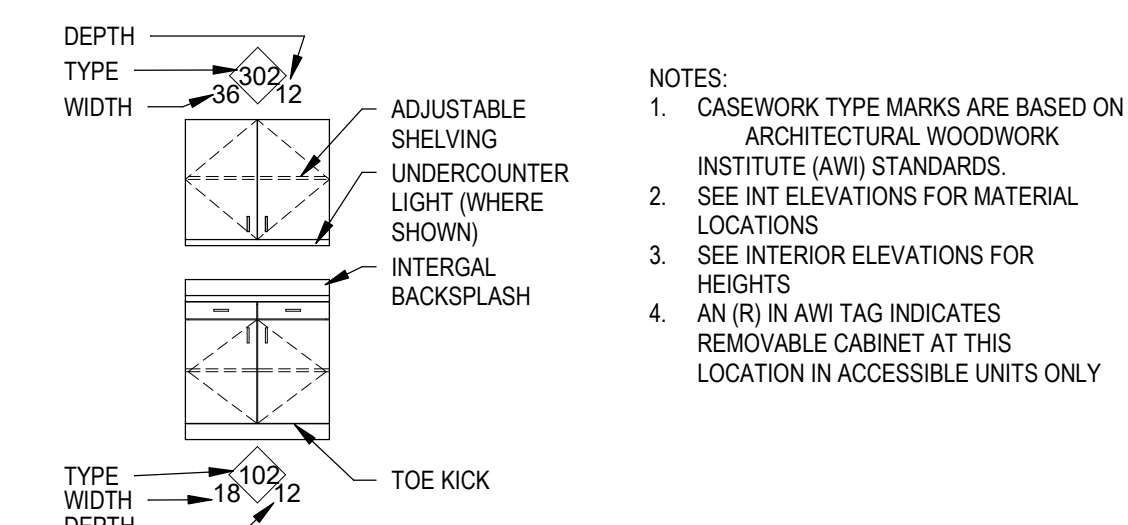
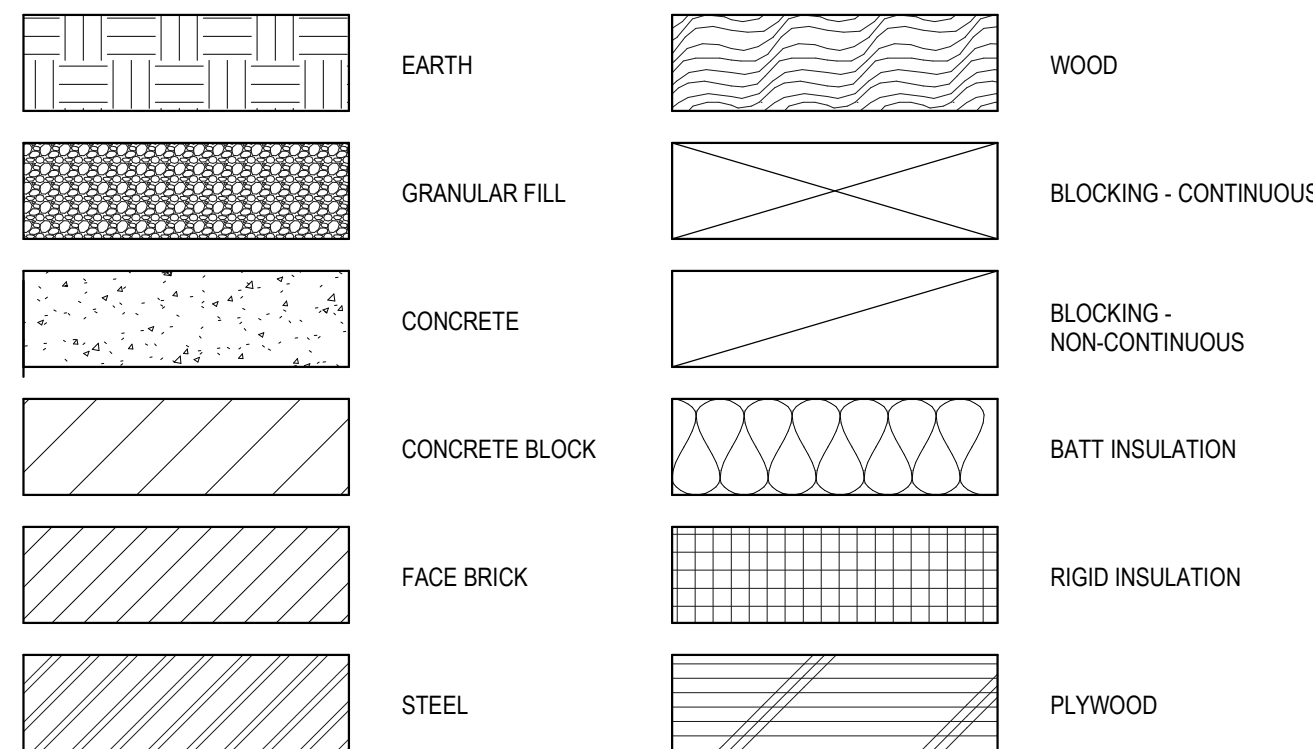
&	AND	LAB	LABORATORY
L	ANGLE	LAM	LAMINATE
@	AT	LAV	LAVATORY
C	CENTERLINE	LF	LINEAR FEET
Ø	DIAMETER OR ROUND	LVR	LOUVER
#	FOUND OR NUMBER	LVT	LUXURY VINYL TILE
A/C	AIR CONDITIONING	LW	LIGHTWEIGHT
AC	ACOUSTICAL	MAS	MASONRY
AD	AREA DRAIN	MAX	MAXIMUM
ADJ	ADJUSTABLE	MECH	MECHANICAL
AFF	ABOVE FINISH FLOOR	MEMB	MEMBRANE
AGGR	AGGREGATE	MEZ	MEZZANINE
AHJ	AUTHORITY HAVING JURISDICTION	MFR	MANUFACTURER
ALT	ALTERNATE	MH	MANHOLE
ALUM	ALUMINUM	MIN	MINIMUM
APC	ACOUSTIC PANEL CEILING	MISC	MISCELLANEOUS
APPROX	APPROXIMATE	MC	MASONRY OPENING
ARCH	ARCHITECTURAL	MOD	MODULAR
ASPH	ASPHALT	MT	MOUNT
BD	BOARD	MTD	MOUNTED
BEJ	BRICK EXPANSION JOINT	MATL	MATERIAL
BET	BETWEEN	MUL	MULLION
BITUM	BITUMINOUS	N	NORTH
BLDG	BUILDING	N/A	NOT APPLICABLE
BLK	BLOCK	NIC	NOT IN CONTRACT
BLKG	BLOCKING	NO	NUMBER
BM	BEAM	NOM	NOMINAL
BOT	BOTTOM	NTS	NOT TO SCALE
BRG	BEARING	OA	OVERALL
BSMT	BASEMENT	OC	ON CENTER
CAB	CABINET	OD	OUTSIDE DIAMETER
CEM	CEMENT	OFCI	OWNER FURNISHED, CONTRACTOR INSTALLED
CER	CERAMIC	OFI	OWNER FURNISHED, OWNER INSTALLED
CF	CUBIC FOOT	OH	OVERHEAD
CFCI	CONTRACTOR FURNISHED, CONTRACTOR INSTALLED	OPG	OPENING
CG	CORNER GUARD	OPP	OPPOSITE
CH	CHANNEL	OVFL	OVERFLOW
CPIC	CAST-IN-PLACE CONCRETE	PERF	PERFORATED
CJ	CONTROL JOINT	PERP	PERPENDICULAR
CJA	CONTROL JOINT ABOVE	PL	PLATE
CJB	CONTROL JOINT BELOW	PLAM	PLASTIC LAMINATE
CLG	CEILING	PLAS	PLASTER
CLR	CLEAR	PLYWD	PLYWOOD
CMU	CONCRETE MASONRY UNIT	PNL	PANEL
CNTR	COUNTER	PNT	PAIN
CO	CASED OPENING	PK	PAIR
COL	COLUMN	PREST	PRE-CAST
CONC	CONCRETE	PREFAB	PREFABRICATED
CONN	CONNECTION	PTN	PARTITION
CONSTR	CONSTRUCTION	PVC	POLYVINYL CHLORIDE
CONTR	CONTRACTOR	QT	QUARRY TILE
CORR	CORRIDOR	R	RISER
CPT	CARPET	RA	RETURN AIR
CSK	COUNTERSINK	RAD	RADIUS
CT	CERAMIC TILE	RB	RESILIENT BASE
CY	CUBIC YARD	RCP	REFLECTED CEILING PLAN
D	DEPTH	RD	ROOF DRAIN
DBL	DOUBLE	REF	REFERENCE
DEG	DEGREE	REFL	REFLECTED
DEMO	DEMOLISH	REFR	REFRIGERATOR
DF	DRINKING FOUNTAIN	REG	REGISTER
DIAG	DIAGONAL	RENF	REINFORCE
DIA	DIAMETER	REMI	REMOVABLE
DIM	DIMENSION	REQD	REQUIRED
DSP	DISPENSER	RESIL	RESILIENT
DIV	DIVISION	REV	REVISIONS
DN	DOWN	RM	ROOM
DR	DOOR	RO	ROUGH OPENING
DS	DOWNSPOUT	RS	ROLLERSHADE
DTL	DETAIL	RST	RUBBER STAIR TREAD
DW	DISHWASHER	S	SOUTH
DWG	DRAWING	SB	STACK BOND
E	EAST	SC	SOLID CORE
EA	EACH	SCHD	SCHEDULE
EJ	EXPANSION JOINT	SCR	SHOWER CURTAIN ROD
EL	ELEVATION	SD	STORM DRAIN
ELEC	ELECTRICAL	SECT	SECTION
ELEV	ELEVATOR	SF	SQUARE FOOT
ENCL	ENCLOSURE	SHT	SHEET
EQ	EQUAL	SHWR	SHOWER
EQUIP	EQUIPMENT	SIM	SIMILAR
EW	ELECT. WATER COOLER	SLNT	SEALANT
EXIST	EXISTING	SPRC	SPECIFICATION
EXP	EXPANSION	SO	SQUARE
EXP	EXPOSED	SS	SOLID SURFACE
EXT	EXTERIOR	SSST	STAINLESS STEEL
FD	FLOOR DRAIN	ST	STAIN
FDN	FOUNDATION	STA	STATION
FE	FIRE EXTINGUISHER	STC	SOUND TRANSMISSION CLASS
FEC	FIRE EXTINGUISHER CABINET	STD	STANDARD
FF	FINISH FLOOR	STL	STEEL
FHC	FIRE HOSE CABINET	STN	STAIN
FN	FINISH	STOR	STORAGE
FL	FLOOR	STR	STRUCTURAL
FLASH	FLASHING	SUSP	SUSPENDED
FLUOR	FLUORESCENT	SYM	SYMMETRICAL
FCC	FACE OF CONCRETE	SYN	SYNTHETIC
FOF	FACE OF FINISH	TA	TOILET ACCESSORY
FOS	FACE OF STUDS	T&B	TOP AND BOTTOM
FP	FIREPROOF	TC	TOP OF CURB
FR	FRAME	TD	TRENCH DRAIN
FRP	FIBERGLASS REINFORCED PANEL	TG	TOP OF GUTTER
FS	FLOOR SINK	TEL	TELEPHONE
FSE	FOOD SERVICE EQUIPMENT	TERR	TERRAZZO
FT	FOOT OR FEET	T&G	TONGUE AND GROOVE
FTG	FOOTING	THK	THICK
FURR	FURRING	TLT	TOILET
FV	FIELD VERIFY	TOM	TOP OF MASONRY
GA	GAUGE	TOW	TOP OF WALL
GALV	GALVANIZED	TP	TOILET PARTITION
GC	GENERAL CONTRACTOR	TR	TREAD
GEN	GENERAL	TS	TALL STORAGE
GFA	GROSS FLOOR AREA	TV	TELEVISION
GL	GLASS	TYP	TYPICAL
GND	GROUND	UNF	UNFINISHED
GRD	GRADE	UON	UNLESS OTHERWISE NOTED
GT	GROUT	UPHOL	UPHOLSTERY
GWB	GYP-SUM WALL BOARD	URNL	URNAL
HB	HOSE BIB	VB	VAPOR BARRIER
HC	HOLLOW CORE	VB	VINYL BASE
HDWD	HARDWOOD	VER	VERIFY
HDWR	HARDWARE	VERT	VERTICAL
HD PART	HIGH DENSITY PARTICLE BOARD	VEST	VESTIBULE
HM	HOLLOW METAL	VF	VINYL FILM
HORIZ	HORIZONTAL	VN	VINYL
HR	HORIZONTAL	VR	VAPOR RETARDER
HSS	HOLLOW STRUCTURAL SECTION	VT	VINYL TILE
HT	HEIGHT	W	WEST
HTG	HEATING	W	WIDE
ID	INSIDE DIAMETER	W	WITH
INCL	INCLUDE	WB	WOOD BASE
INSUL	INSULATION	WC	WATER CLOSET
INT	INTERIOR	WCO	WALLCOVERING
JAN	JANITOR	WD	WOOD
JST	JOIST	WDF	WOOD FLOORING
JT	JOINT	WDW	WINDOW
KD	KNOCKDOWN	WH	WATER HEATER
KIT	KITCHEN	WID	WITHOUT
KE	KITCHEN EQUIPMENT	WP	WATERPROOF
		WSCT	WAINSCOT
		WT	WEIGHT
		WWM	WELDED WIRE MESH

REFERENCE SYMBOLS

(SEE ALSO INDIVIDUAL SHEET SYMBOL KEYS)



MATERIAL SYMBOLS



CASEWORK LEGEND

SCALE: 1/4" = 1'-0"

DEPTH	36" x 12"
TYPE	
WIDTH	18" x 12"
ADJUSTABLE	
SHELVING	
UNDERCOUNTER	
LIGHT (WHERE	
SHOWN)	
INTERGAL	
BACK SPLASH	
TOE KICK	

- NOTES:
- CASEWORK TYPE MARKS ARE BASED ON ARCHITECTURAL WOODWORK INSTITUTE (AWI) STANDARDS.
 - SEE INT ELEVATIONS FOR MATERIAL LOCATIONS.
 - SEE INTERIOR ELEVATIONS FOR HEIGHTS.
 - AN (R) IN AWI TAG INDICATES REMOVABLE CABINET AT THIS LOCATION IN ACCESSIBLE UNITS ONLY.

ASHRAE 2023-2024
STUDENT DESIGN
COMPETITION

PUBLIC LIBRARY

SAN PAULO, BRAZIL

Project Manager
Project Designer
Project Architect
Landscape Architect
Civil Engineer
Structural Engineer
Mechanical Engineer
Electrical Engineer
Plumbing Engineer
Interior Designer

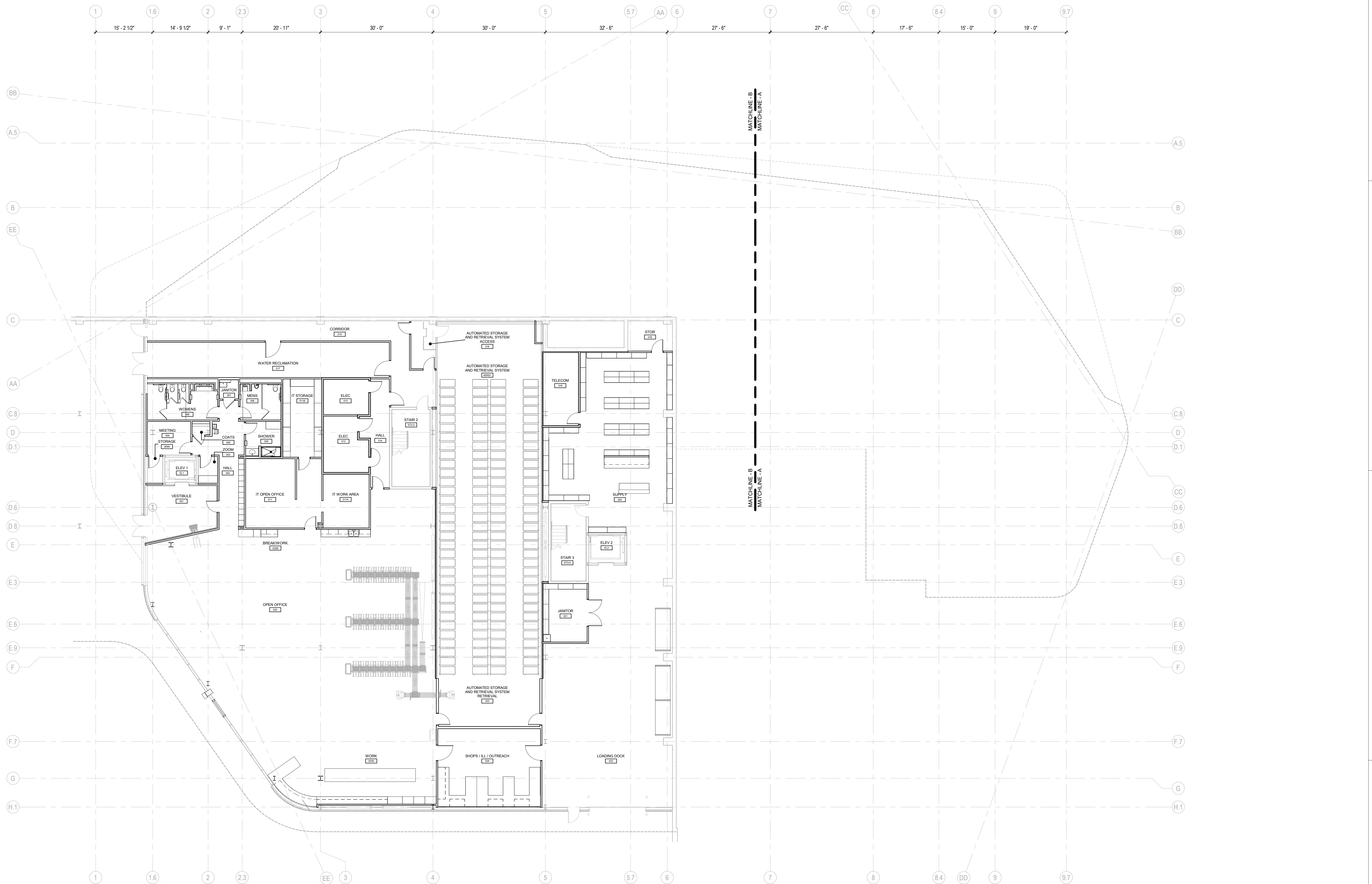
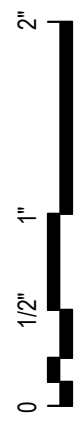
Sheet Reviewer

MARK DATE DESCRIPTION

PRELIMINARY
NOT FOR CONSTRUCTION

Sheet Name
GENERAL
INFORMATION

Sheet Number
G-003



ASHRAE 2023-2024
STUDENT DESIGN
COMPETITION

PUBLIC LIBRARY

SAN PAULO, BRAZIL

Project Manager
Project Designer
Project Architect
Landscape Architect
Civil Engineer
Structural Engineer
Mechanical Engineer
Electrical Engineer
Plumbing Engineer
Interior Designer

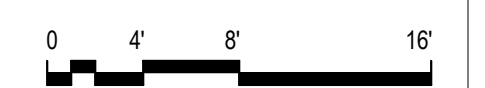
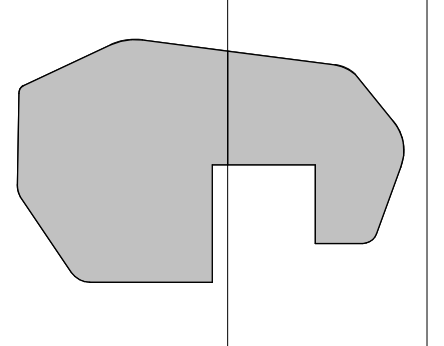
Sheet Reviewer

MARK DATE DESCRIPTION

MARK	DATE	DESCRIPTION

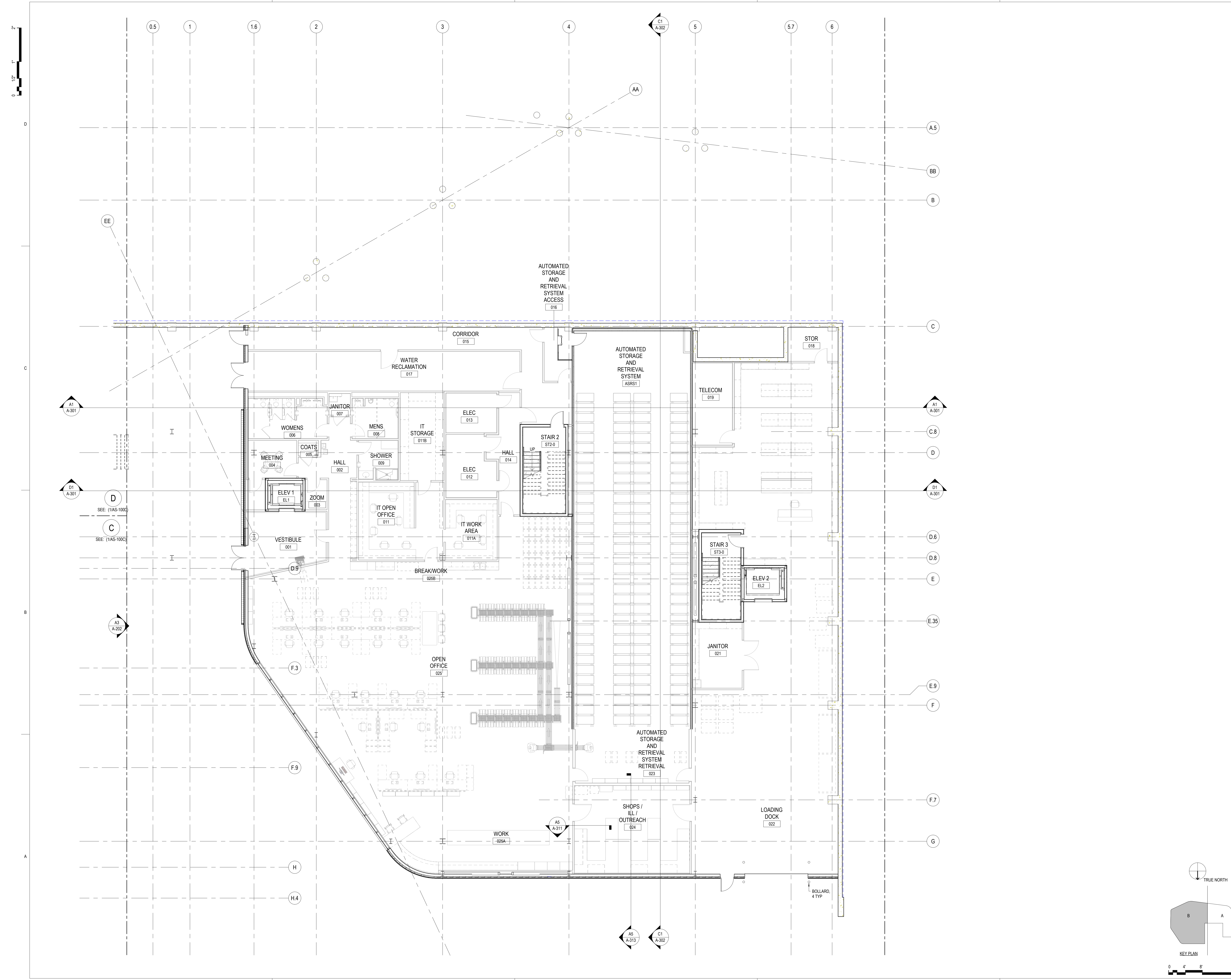
PRELIMINARY
NOT FOR CONSTRUCTION

1 FLOOR PLAN - LEVEL B01 - OVERALL
A-100 SCALE: 3/32" = 1'-0"



Sheet Name
**FLOOR PLAN - LEVEL
B01 - OVERALL**

Sheet Number
A-100



**ASHRAE 2023-2024
STUDENT DESIGN
COMPETITION**

PUBLIC LIBRARY

SAN PAULO, BRAZIL

Project Manager
 Project Designer
 Project Architect
 Landscape Architect
 Civil Engineer
 Structural Engineer
 Mechanical Engineer
 Electrical Engineer
 Plumbing Engineer
 Interior Designer

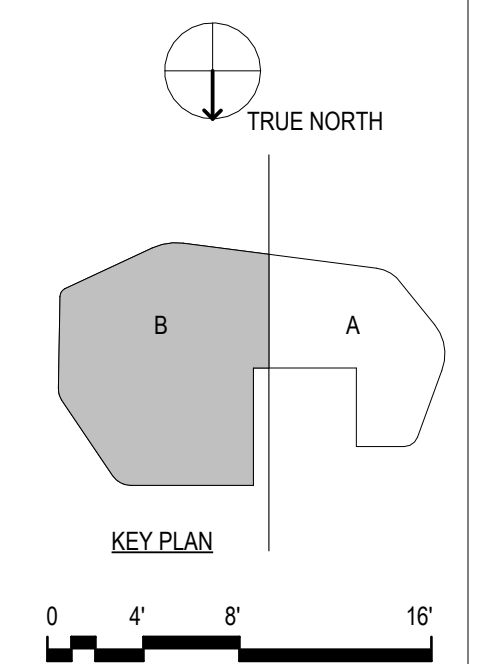
Sheet Reviewer

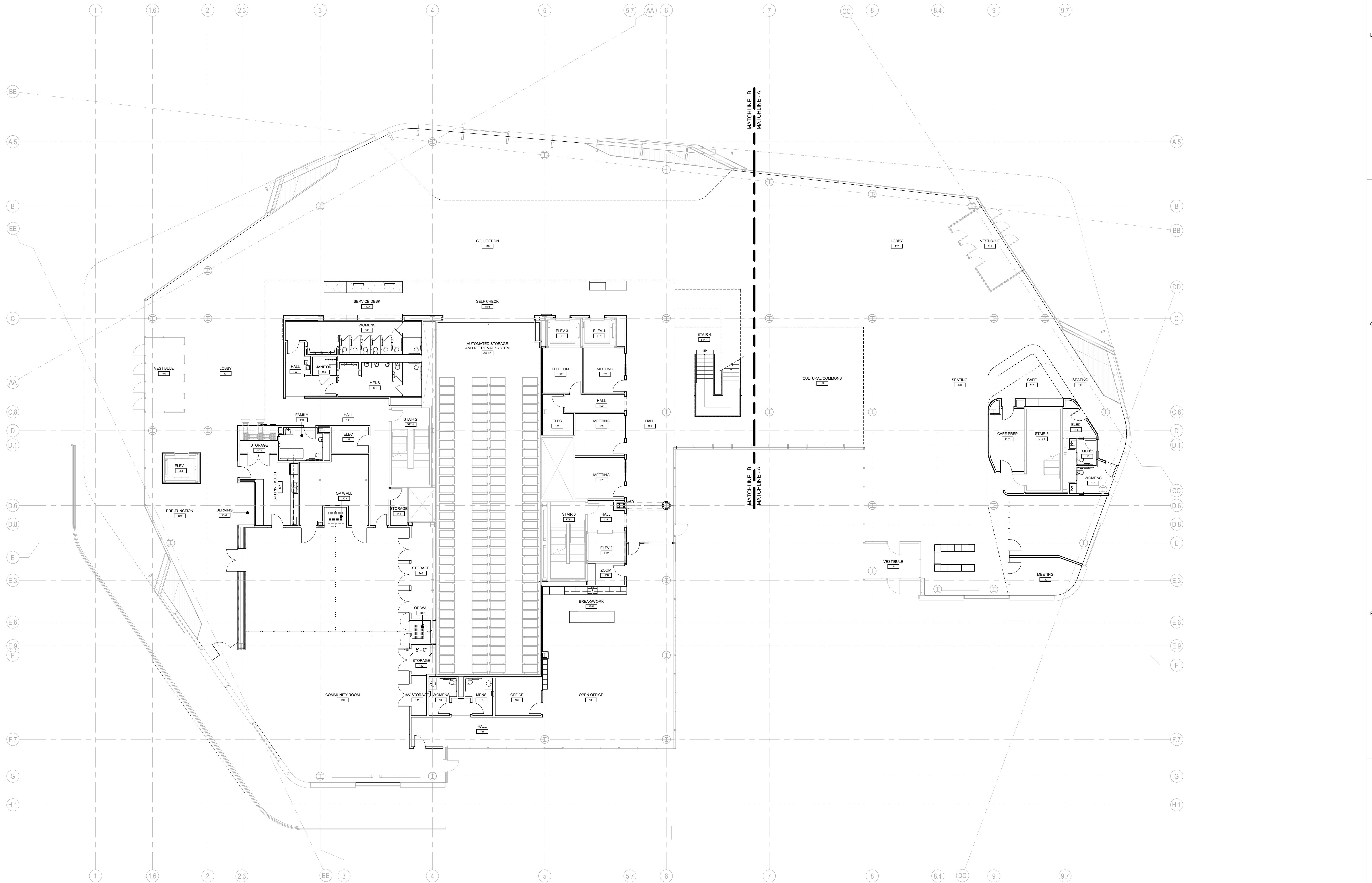
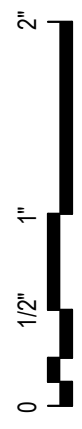
MARK	DATE	DESCRIPTION

**PRELIMINARY
NOT FOR CONSTRUCTION**

Sheet Name
**FLOOR PLAN - LEVEL
B01 - AREA B**

Sheet Number
A-100B





ASHRAE 2023-2024
STUDENT DESIGN
COMPETITION

PUBLIC LIBRARY

SAN PAULO, BRAZIL


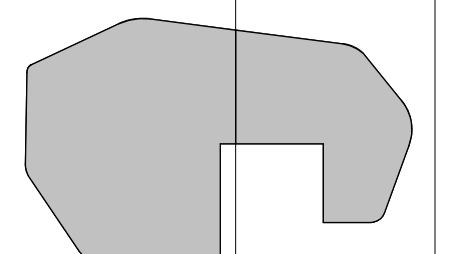
Project Manager
Project Designer
Project Architect
Landscape Architect
Civil Engineer
Structural Engineer
Mechanical Engineer
Electrical Engineer
Plumbing Engineer
Interior Designer

Sheet Reviewer

MARK DATE DESCRIPTION

PRELIMINARY
NOT FOR CONSTRUCTION

1 FLOOR PLAN - LEVEL 01 - OVERALL
A-101 SCALE: 3/32" = 1'-0"

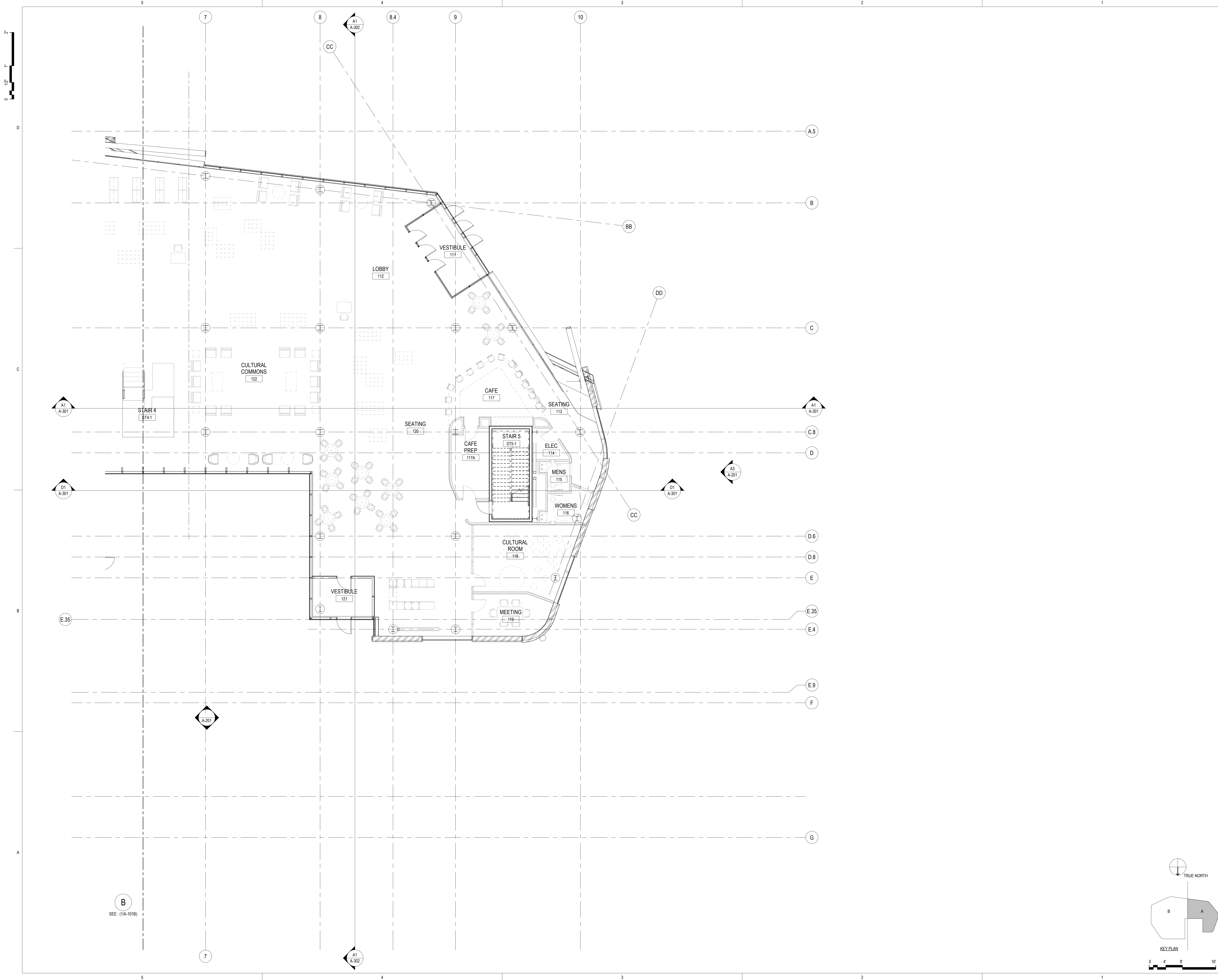


Sheet Name

FLOOR PLAN - LEVEL
01 - OVERALL

Sheet Number

A-101



ASHRAE 2023-2024
STUDENT DESIGN
COMPETITION

PUBLIC LIBRARY

SAN PAULO, BRAZIL

- Project Manager
- Project Designer
- Project Architect
- Landscape Architect
- Civil Engineer
- Structural Engineer
- Mechanical Engineer
- Electrical Engineer
- Plumbing Engineer
- Interior Designer

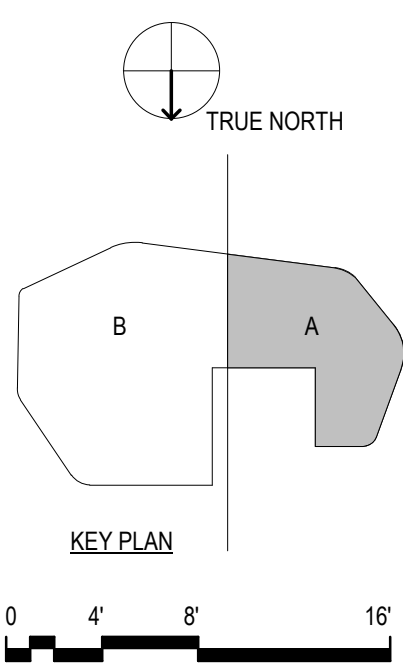
Sheet Reviewer

MARK	DATE	DESCRIPTION

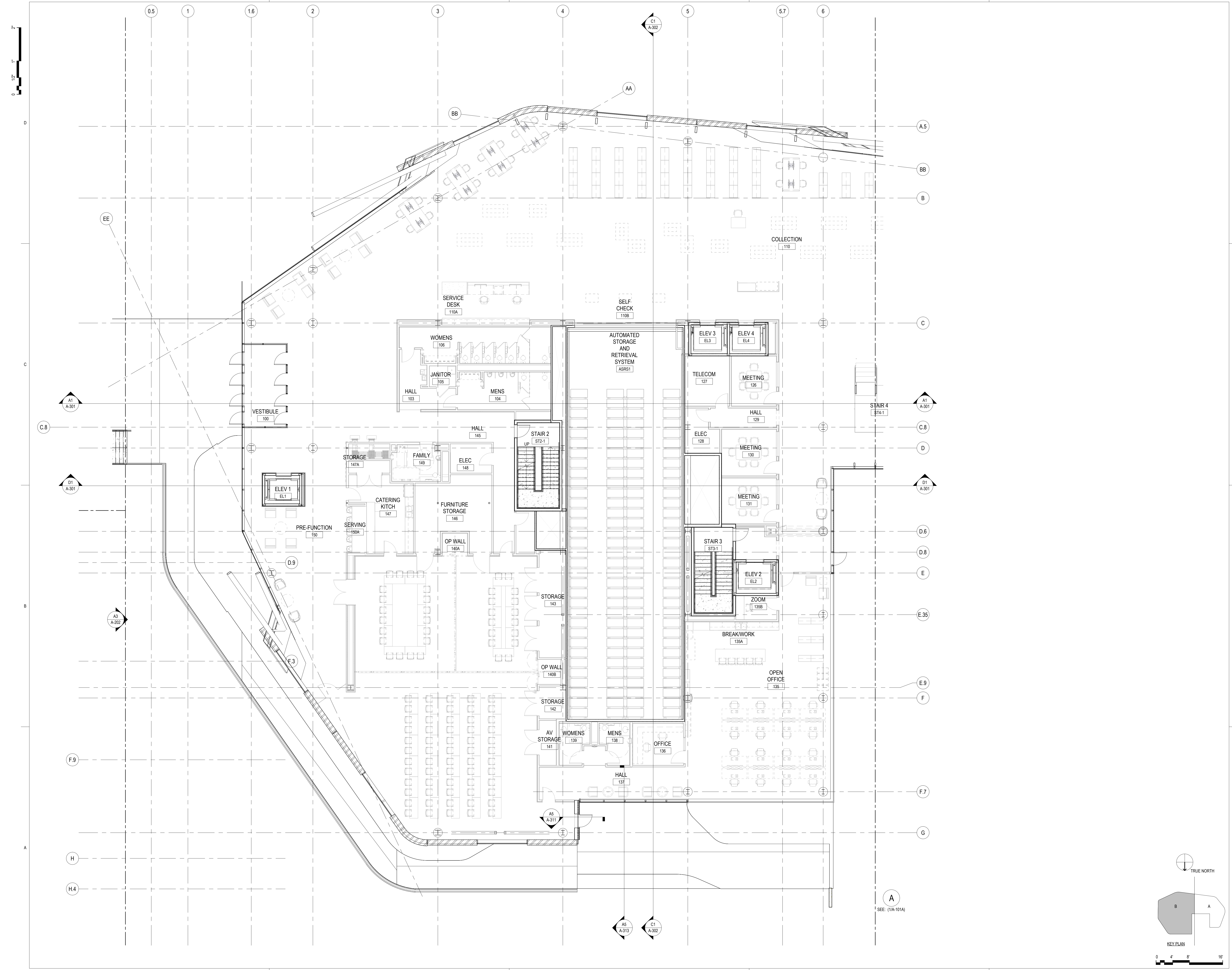
Sheet Name
**FLOOR PLAN - LEVEL 1
- AREA A**

Sheet Number
A-101A

PRELIMINARY
NOT FOR CONSTRUCTION



B
SEE: (1/A-101B)



**ASHRAE 2023-2024
STUDENT DESIGN
COMPETITION**

PUBLIC LIBRARY

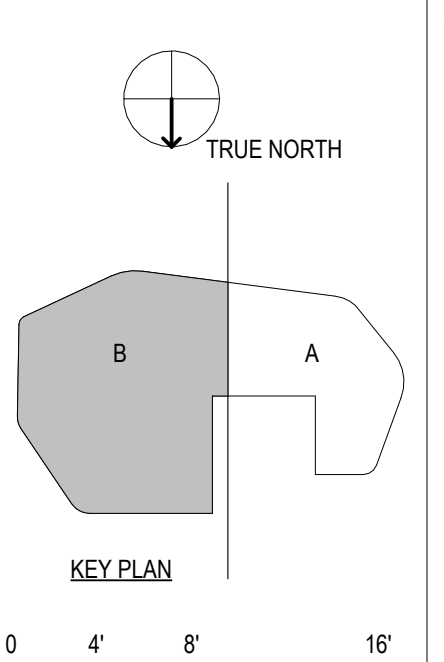
SAN PAULO, BRAZIL

Project Manager
 Project Designer
 Project Architect
 Landscape Architect
 Civil Engineer
 Structural Engineer
 Mechanical Engineer
 Electrical Engineer
 Plumbing Engineer
 Interior Designer

Sheet Reviewer

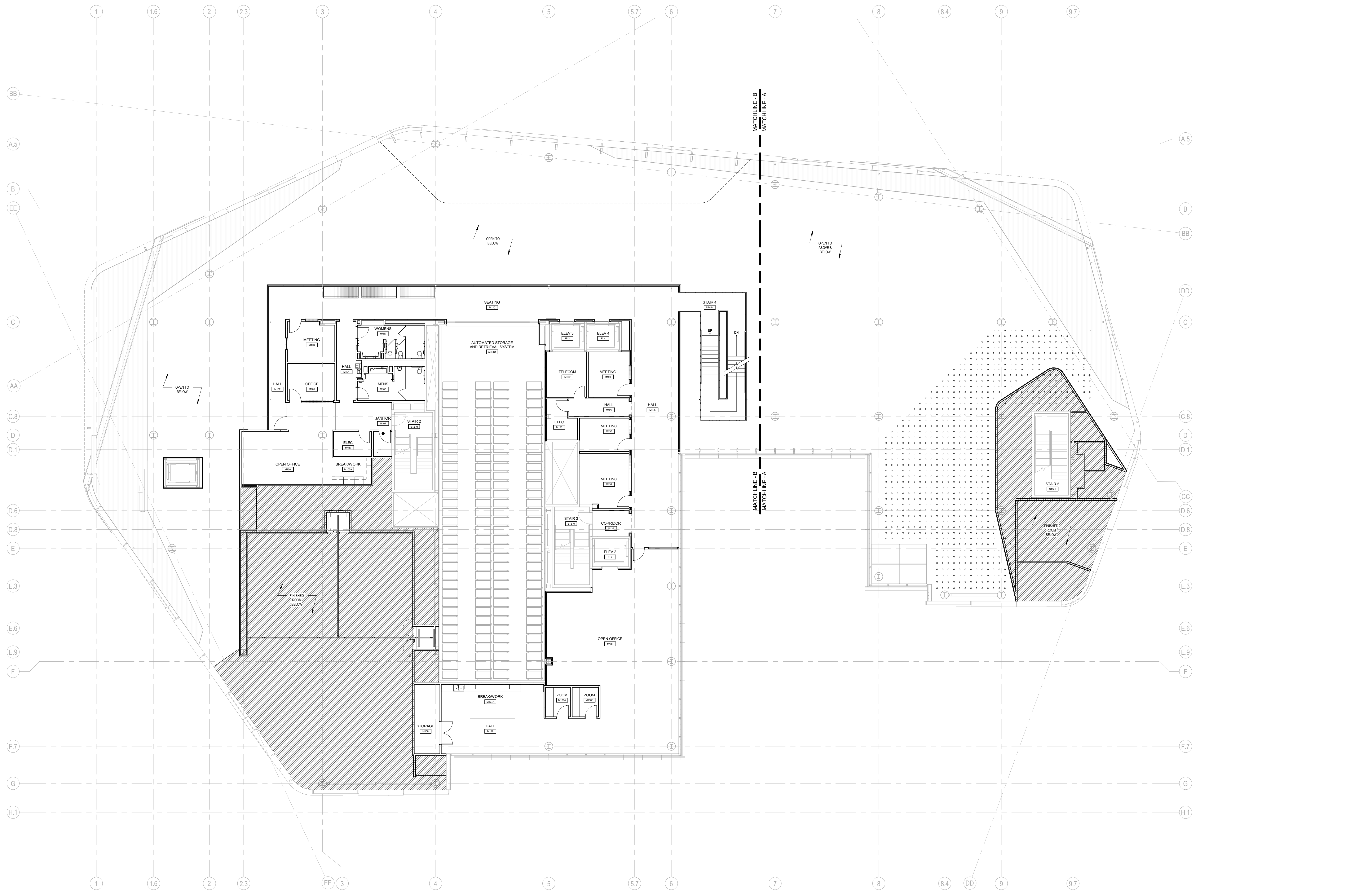
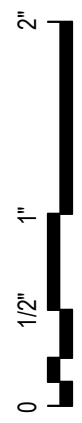
MARK	DATE	DESCRIPTION

PRELIMINARY
NOT FOR CONSTRUCTION



Sheet Name
**FLOOR PLAN - LEVEL 1
 - AREA B**

Sheet Number
A-101B



ASHRAE 2023-2024
STUDENT DESIGN
COMPETITION

PUBLIC LIBRARY

SAN PAULO, BRAZIL

Project Manager
Project Designer
Project Architect
Landscape Architect
Civil Engineer
Structural Engineer
Mechanical Engineer
Electrical Engineer
Plumbing Engineer
Interior Designer

Sheet Reviewer

MARK DATE DESCRIPTION

PRELIMINARY
NOT FOR CONSTRUCTION


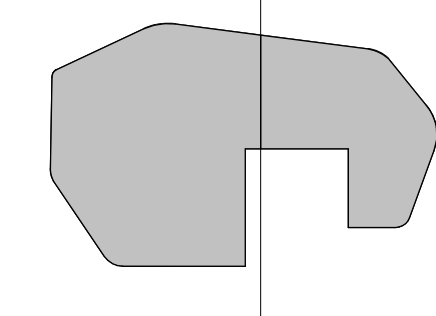
Sheet Name

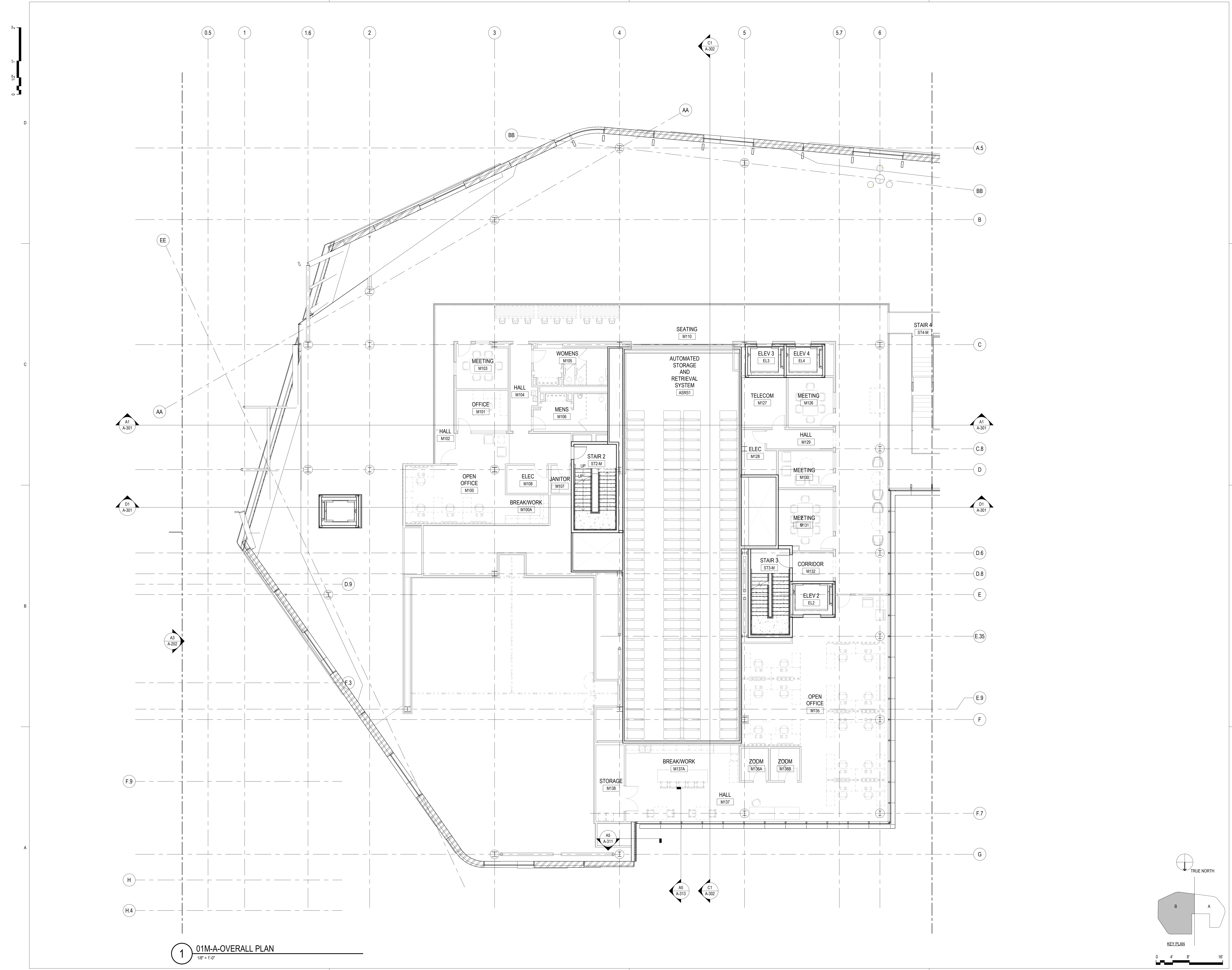
FLOOR PLAN -
MEZZANINE - OVERALL

Sheet Number

A-101M

A5 FLOOR PLAN - MEZZANINE - OVERALL
A-101M SCALE: 3/32" = 1'-0"





**ASHRAE 2023-2024
STUDENT DESIGN
COMPETITION**

PUBLIC LIBRARY

SAN PAULO, BRAZIL

Project Manager
Project Designer
Project Architect
Landscape Architect
Civil Engineer
Structural Engineer
Mechanical Engineer
Electrical Engineer
Plumbing Engineer
Interior Designer

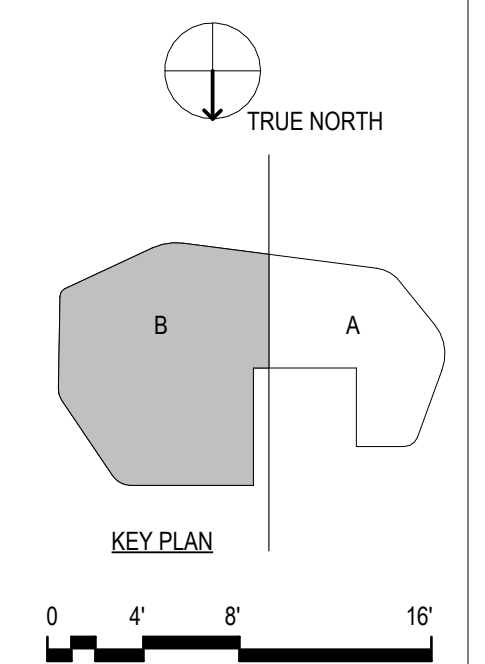
MARK	DATE	DESCRIPTION

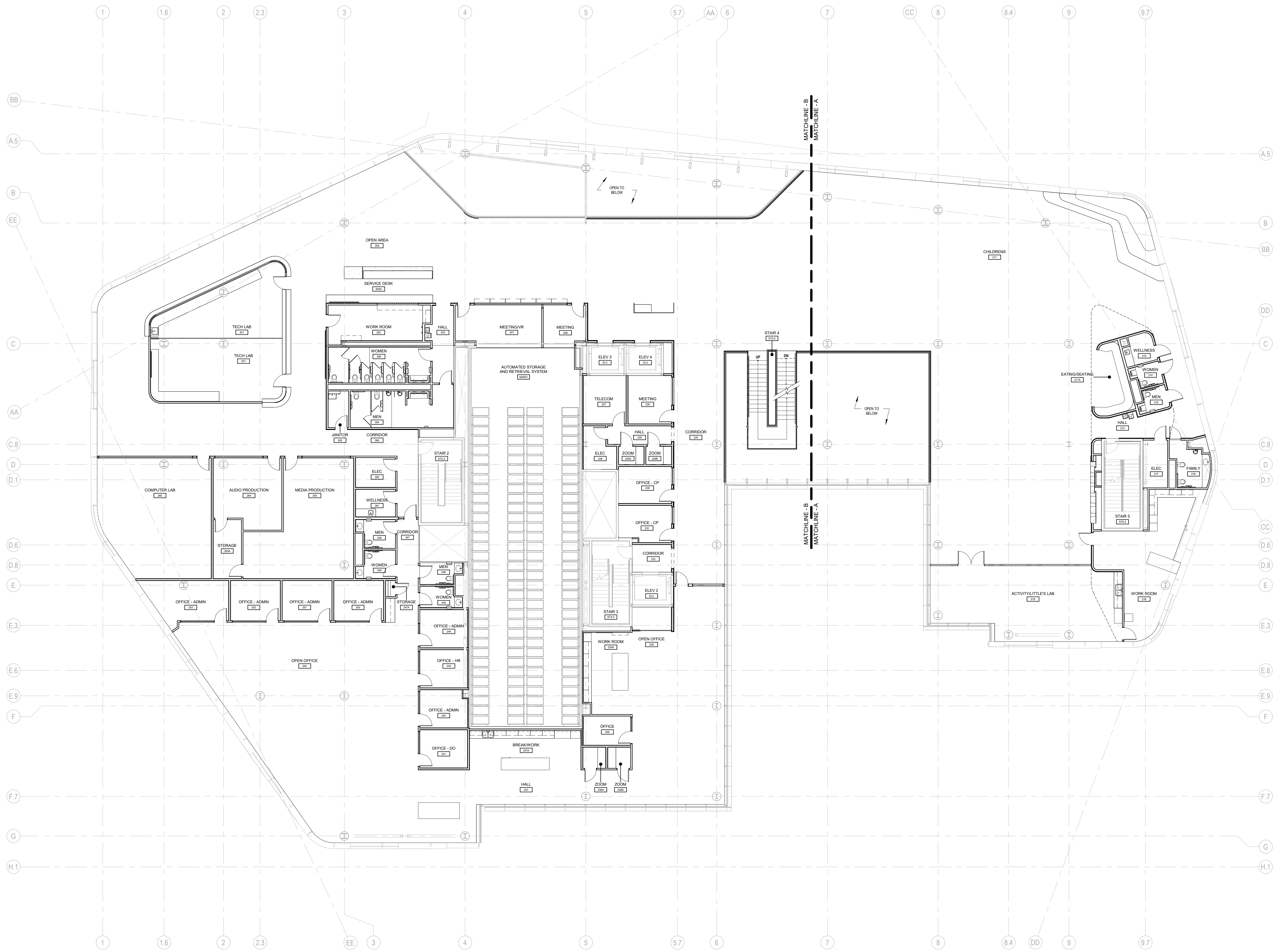
PRELIMINARY
NOT FOR CONSTRUCTION

**FLOOR PLAN - LEVEL
M MEZZANINE**

A-101MB

1 01M-A-OVERALL PLAN
1/8" = 1'-0"





ASHRAE 2023-2024
STUDENT DESIGN
COMPETITION

PUBLIC LIBRARY

SAN PAULO, BRAZIL

Project Manager
Project Designer
Project Architect
Landscape Architect
Civil Engineer
Structural Engineer
Mechanical Engineer
Electrical Engineer
Plumbing Engineer
Interior Designer

Sheet Reviewer

MARK	DATE	DESCRIPTION


Sheet Name

FLOOR PLAN - LEVEL
02 - OVERALL

Sheet Number

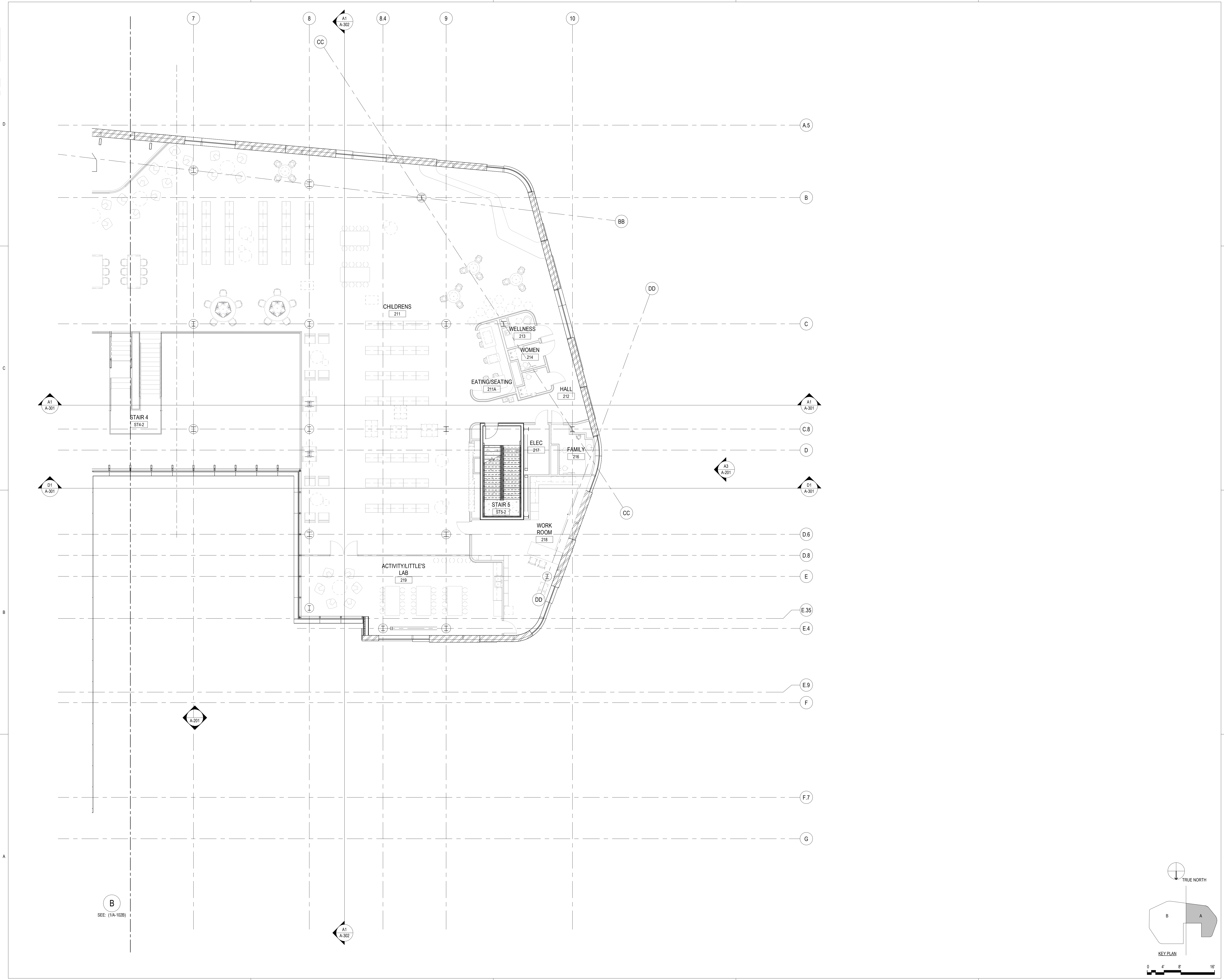
A-102

1 FLOOR PLAN - LEVEL 02 - OVERALL
A-102 SCALE: 3/32" = 1'-0"



PRELIMINARY
NOT FOR CONSTRUCTION

2
1
0



ASHRAE 2023-2024
STUDENT DESIGN
COMPETITION

PUBLIC LIBRARY

SAN PAULO, BRAZIL

Project Manager
Project Designer
Project Architect
Landscape Architect
Civil Engineer
Structural Engineer
Mechanical Engineer
Electrical Engineer
Plumbing Engineer
Interior Designer

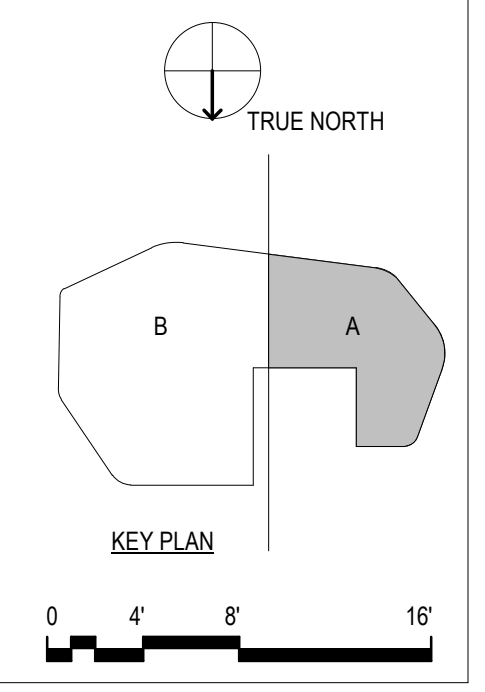
Sheet Reviewer

MARK	DATE	DESCRIPTION

PRELIMINARY
NOT FOR CONSTRUCTION

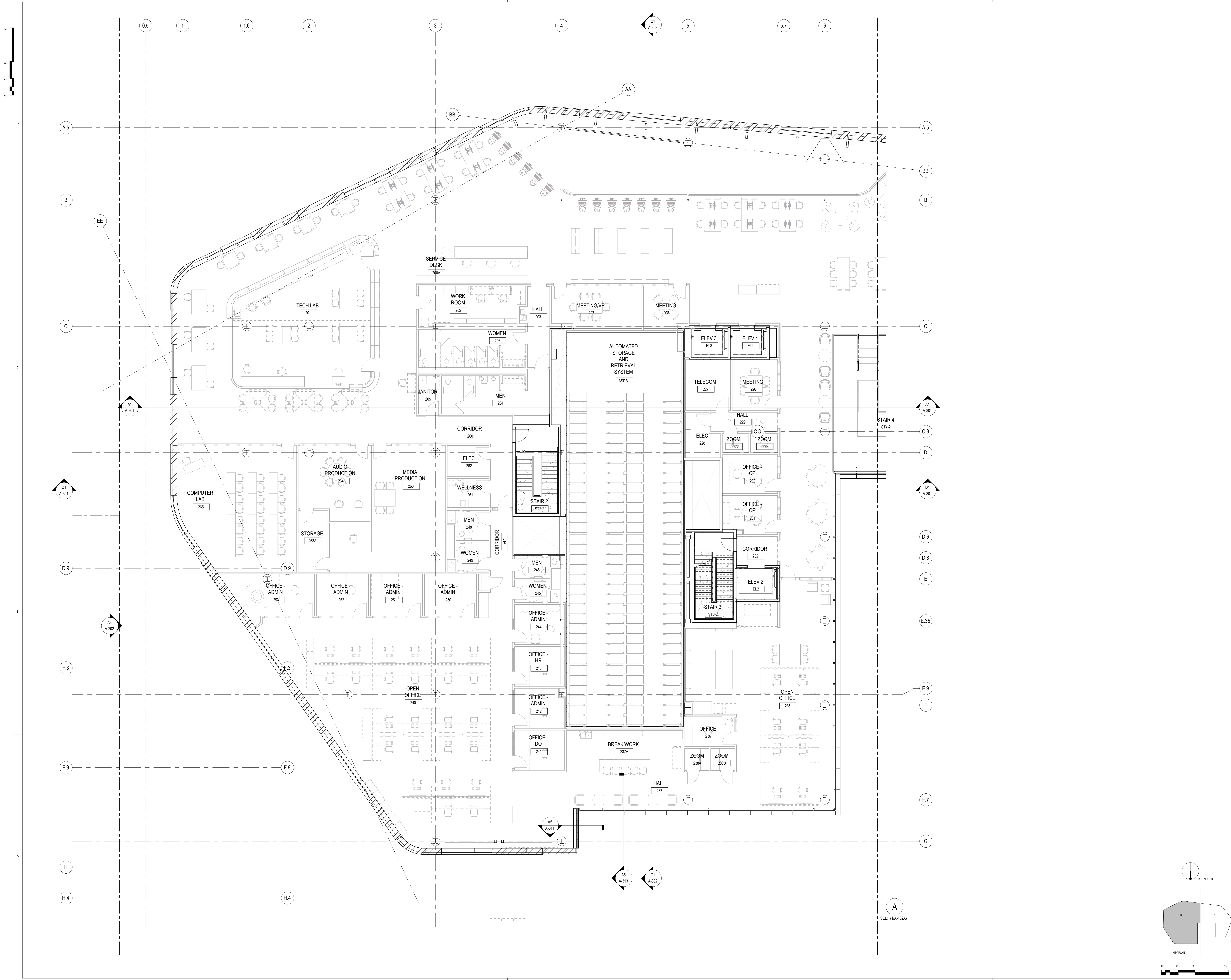
Sheet Name
**FLOOR PLAN - LEVEL 2
- AREA A**

Sheet Number
A-102A



B
SEE: (11A-102B)

B
SEE: (11A-102B)



ASHRAE 2023-2024
STUDENT DESIGN
COMPETITION

PUBLIC LIBRARY

SAN PAULO, BRAZIL

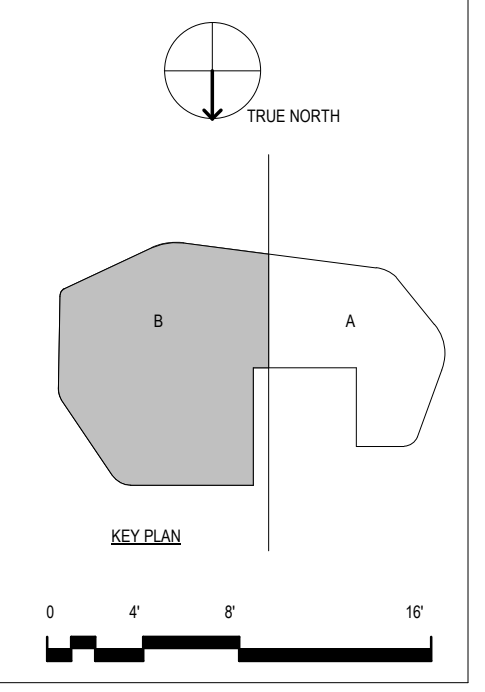
- Project Manager
- Project Designer
- Project Architect
- Leadship Architect
- Civil Engineer
- Structural Engineer
- Mechanical Engineer
- Electrical Engineer
- Plumbing Engineer
- Interior Designer

MARK	DATE	DESCRIPTION

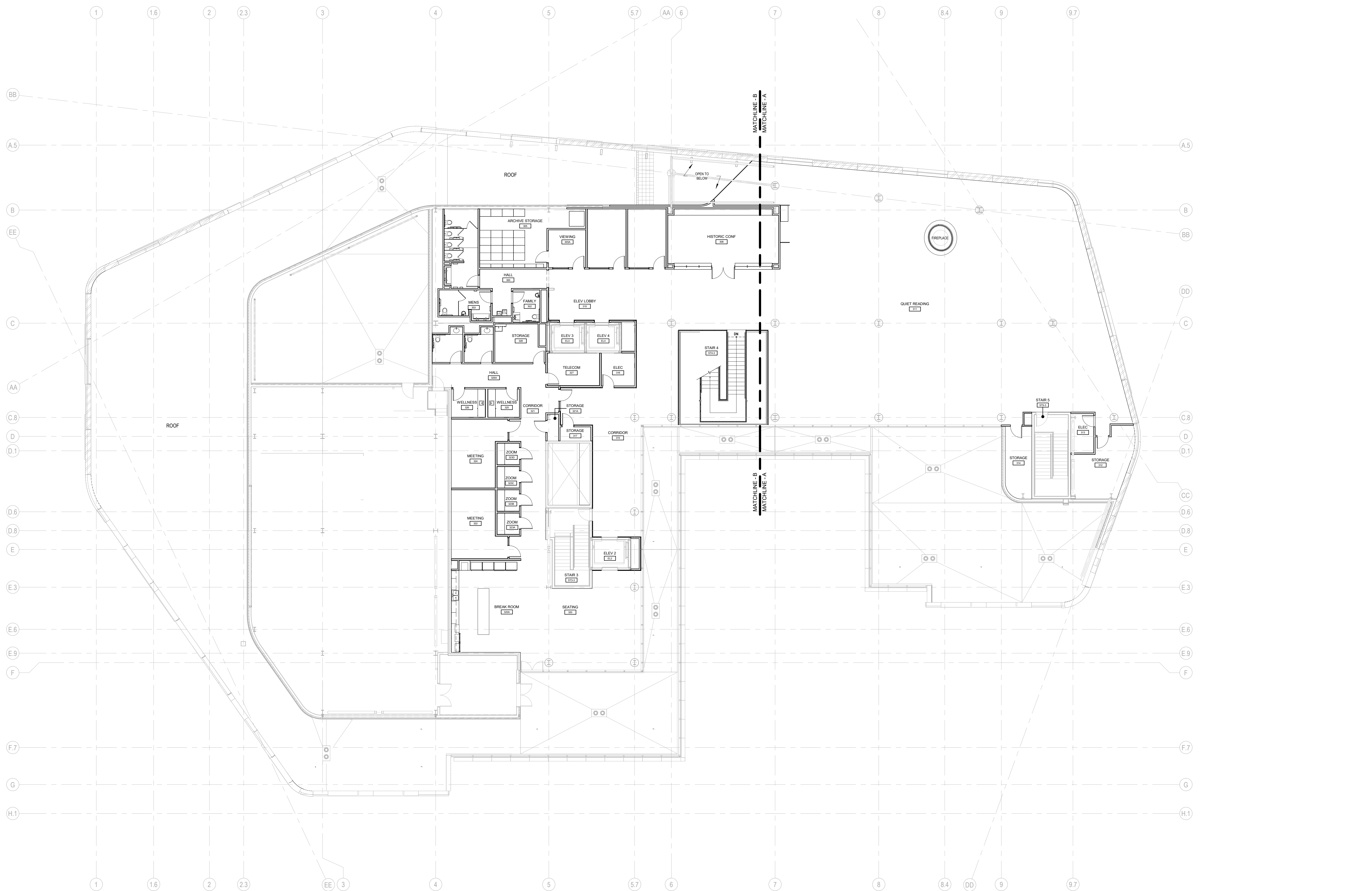
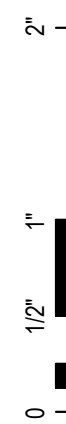
PRELIMINARY
NOT FOR CONSTRUCTION

FLOOR PLAN - LEVEL 2
- AREA B

A-102B



A
SEE: (1/A-102A)



ASHRAE 2023-2024
STUDENT DESIGN
COMPETITION

PUBLIC LIBRARY

SAN PAULO, BRAZIL

Project Manager
Project Designer
Project Architect
Landscape Architect
Civil Engineer
Structural Engineer
Mechanical Engineer
Electrical Engineer
Plumbing Engineer
Interior Designer

Sheet Reviewer

MARK	DATE	DESCRIPTION

PRELIMINARY
NOT FOR CONSTRUCTION

Sheet Name

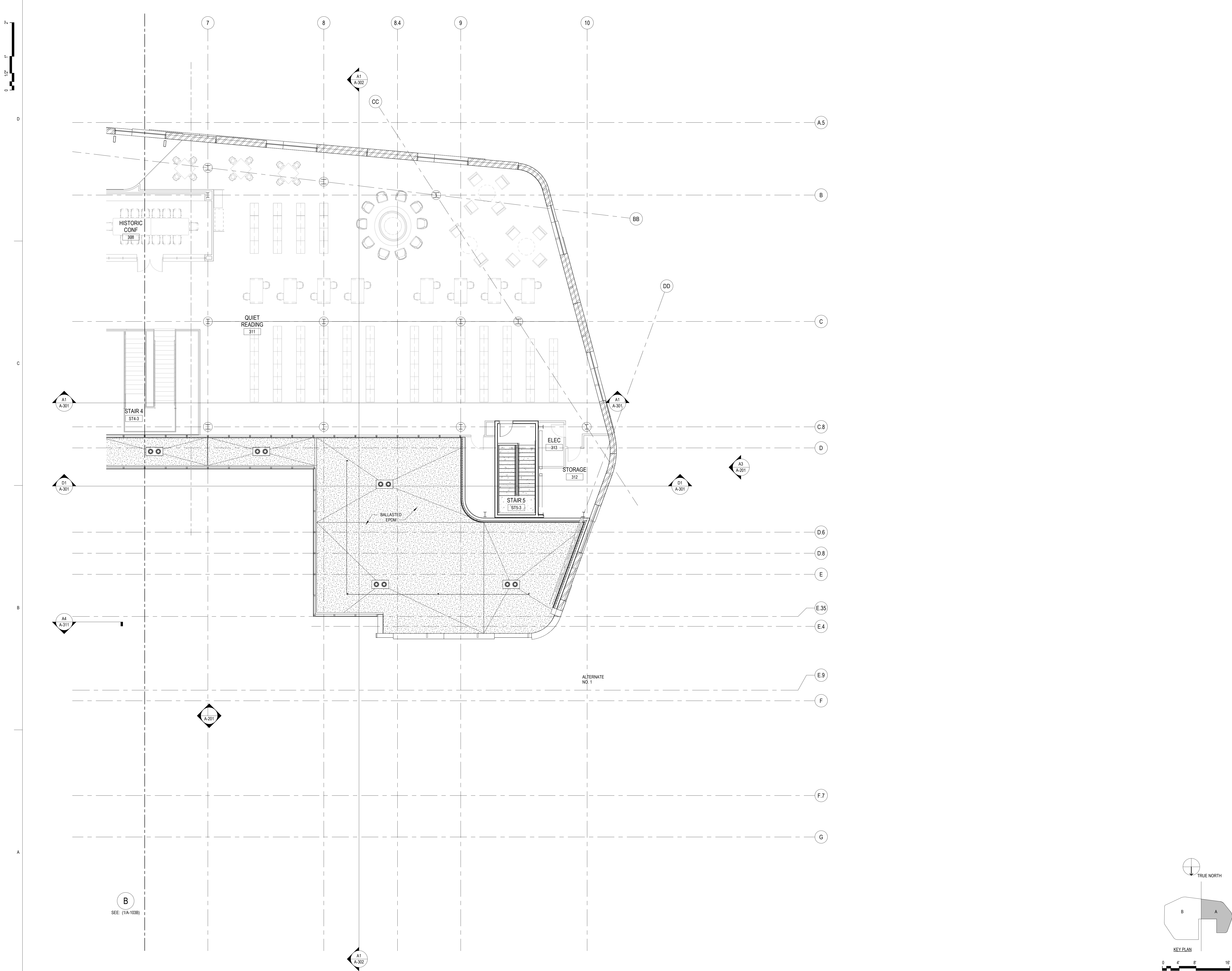
FLOOR PLAN - LEVEL
03 - OVERALL

Sheet Number

A-103

1 FLOOR PLAN - LEVEL 03 - OVERALL
A-103 SCALE: 3/32" = 1'-0"





ASHRAE 2023-2024
 STUDENT DESIGN
 COMPETITION

PUBLIC LIBRARY

SAN PAULO, BRAZIL

Project Manager
 Project Designer
 Project Architect
 Landscape Architect
 Civil Engineer
 Structural Engineer
 Mechanical Engineer
 Electrical Engineer
 Plumbing Engineer
 Interior Designer

Sheet Reviewer

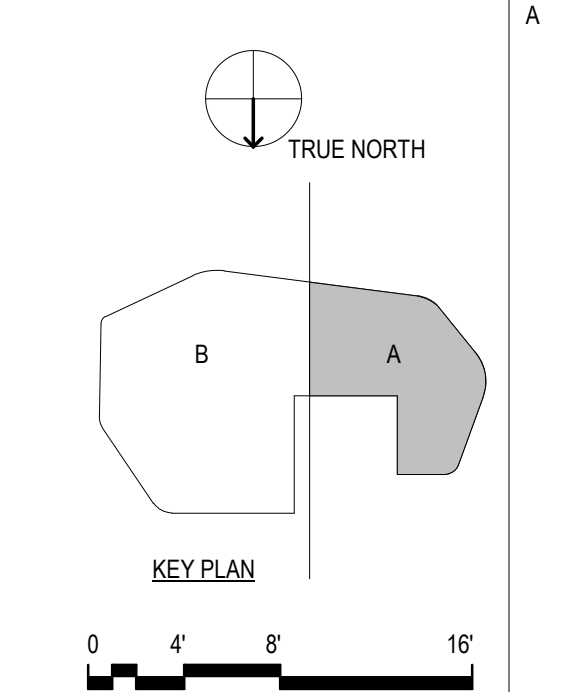
MARK DATE DESCRIPTION

MARK	DATE	DESCRIPTION

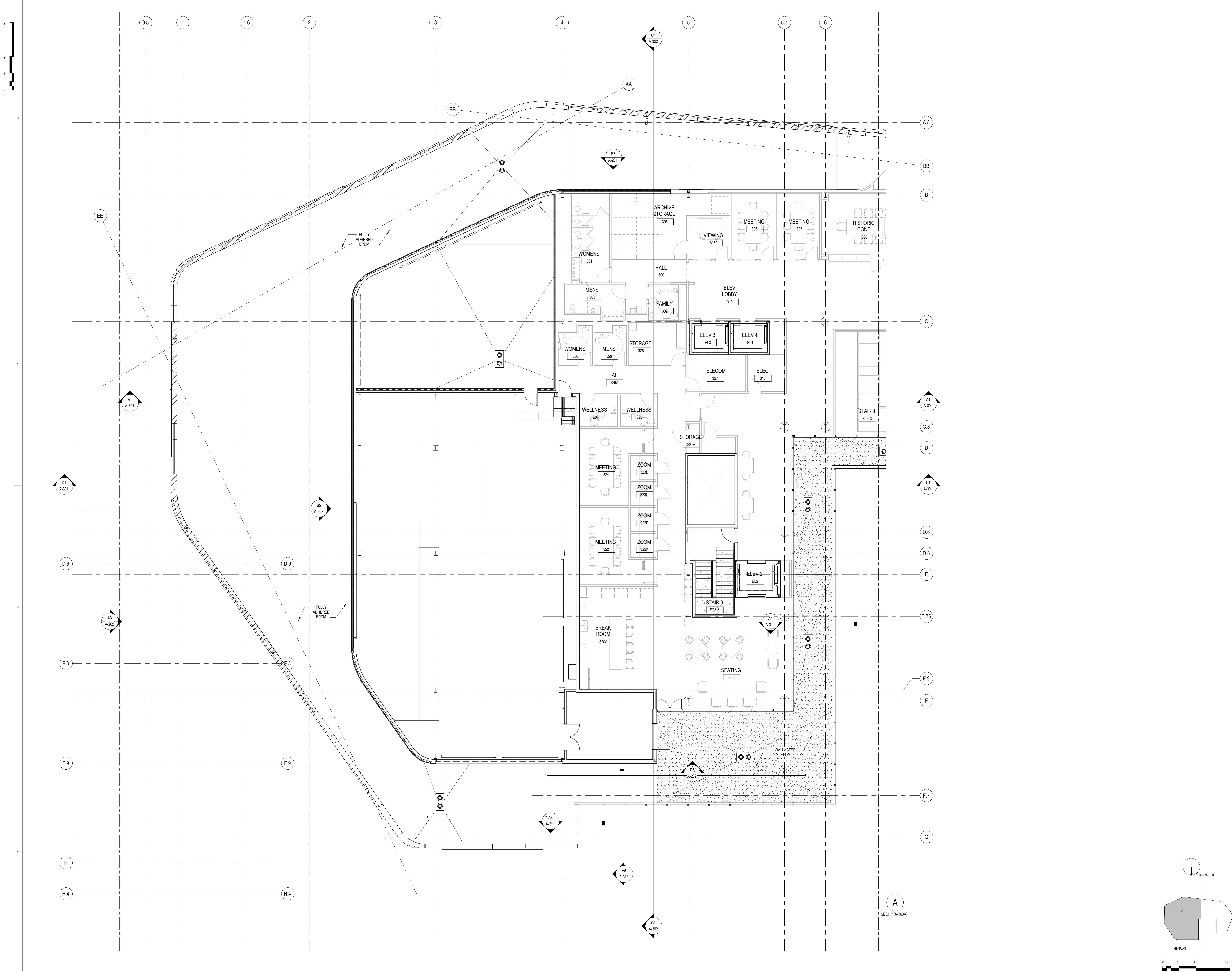
PRELIMINARY
 NOT FOR CONSTRUCTION

Sheet Name
 FLOOR PLAN - LEVEL 3
 - AREA A

Sheet Number
A-103A



B
 SEE: (1/A-103B)



ASHRAE 2023-2024
STUDENT DESIGN
COMPETITION

PUBLIC LIBRARY

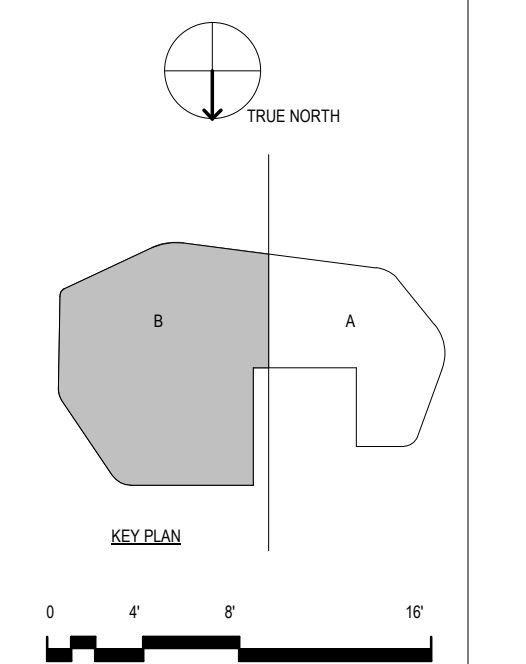
SAN PAULO, BRAZIL

Project Manager
Project Designer
Project Architect
Landscape Architect
Civil Engineer
Structural Engineer
Mechanical Engineer
Electrical Engineer
Plumbing Engineer
Interior Designer

Sheet Reviewer

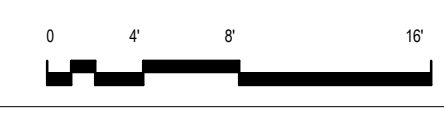
MARK	DATE	DESCRIPTION

PRELIMINARY
NOT FOR CONSTRUCTION



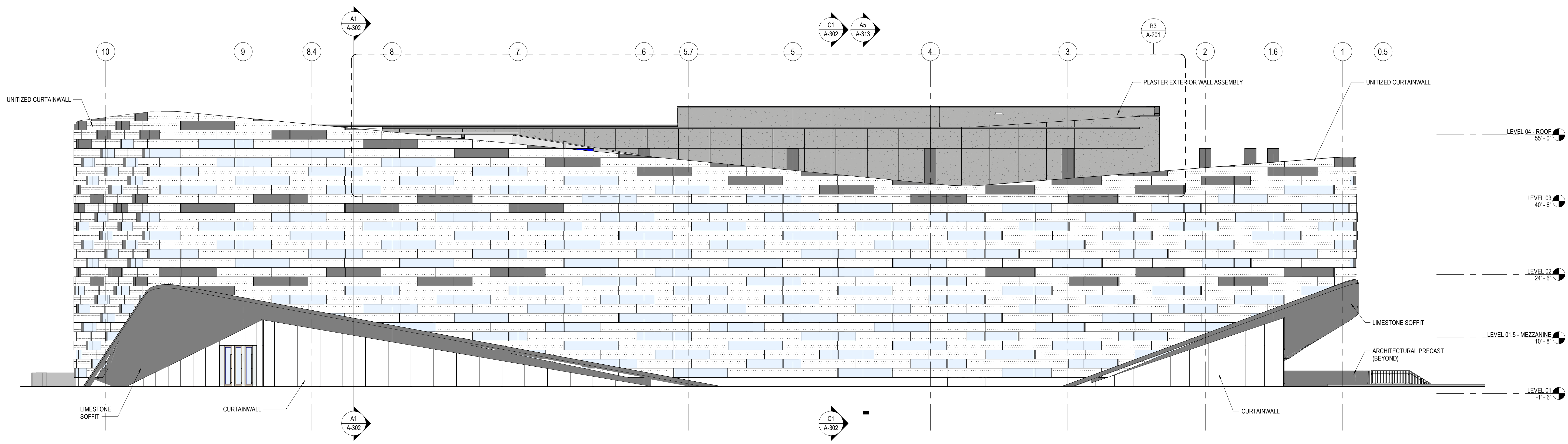
FLOOR PLAN - LEVEL 3
- AREA B

A-103B

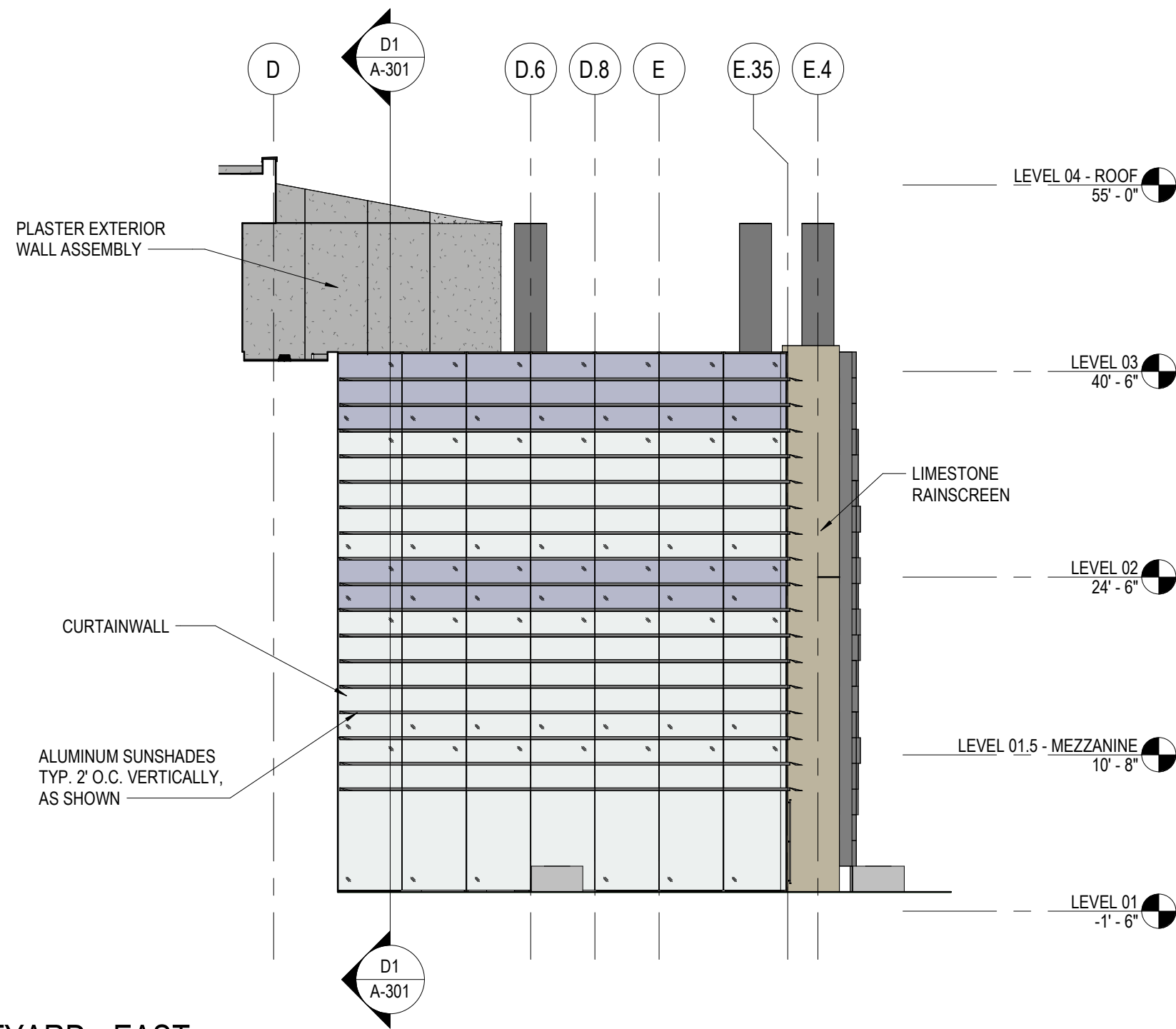


A SEE: (1/A-103A)

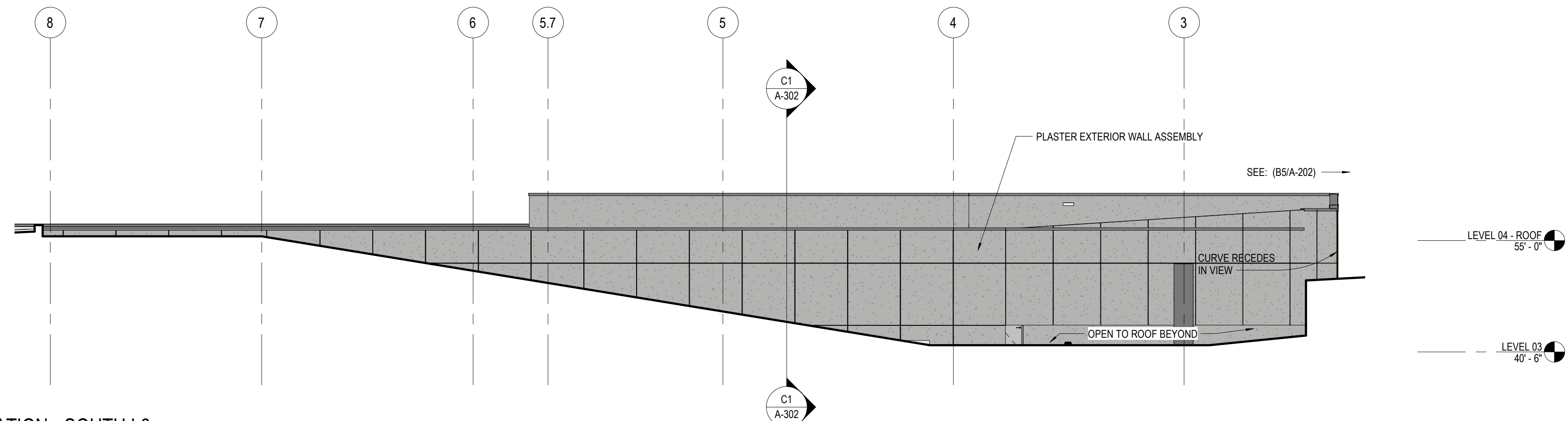
2
1
0



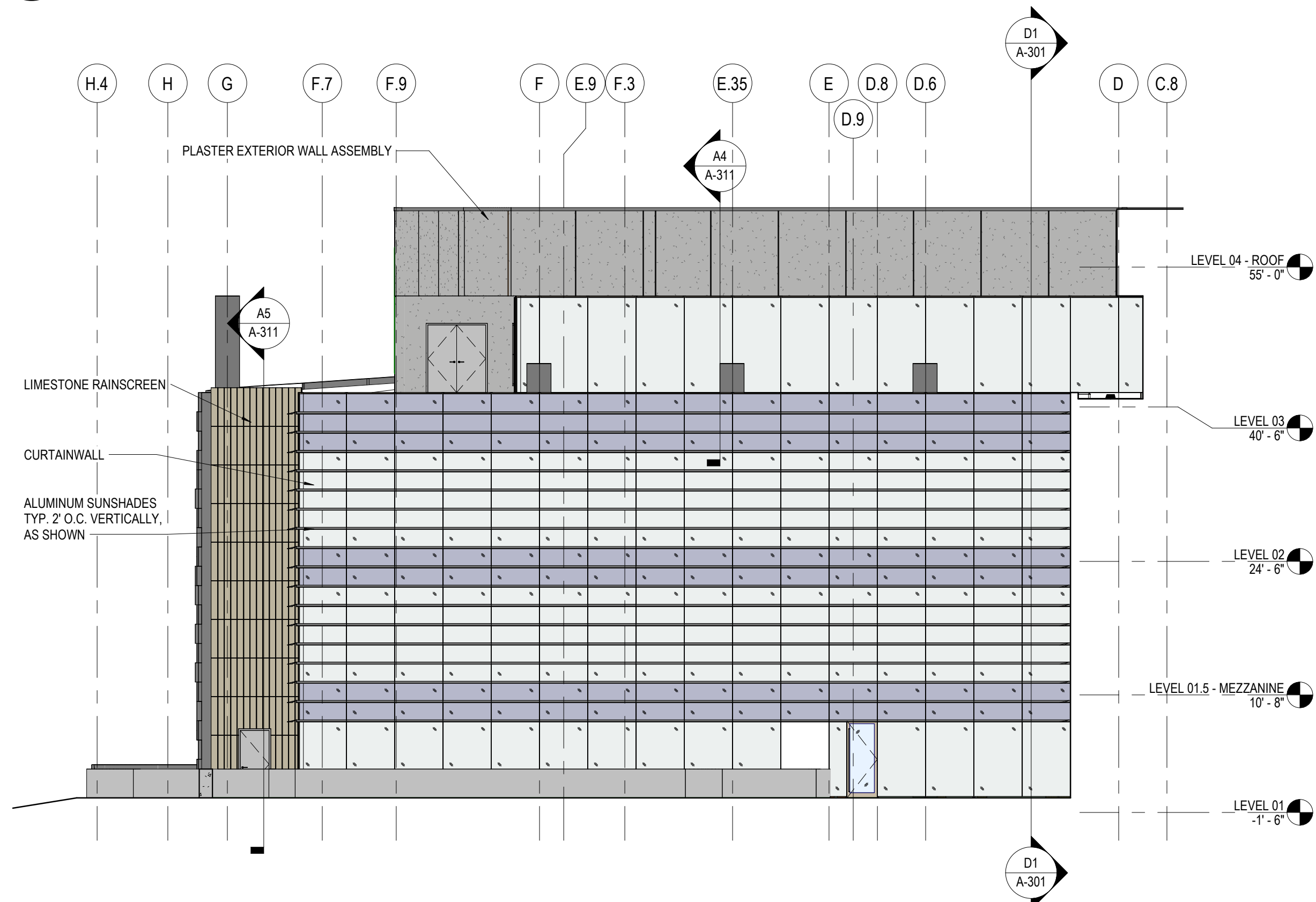
C5 ELEVATION - SOUTH
3/32" = 1'-0"



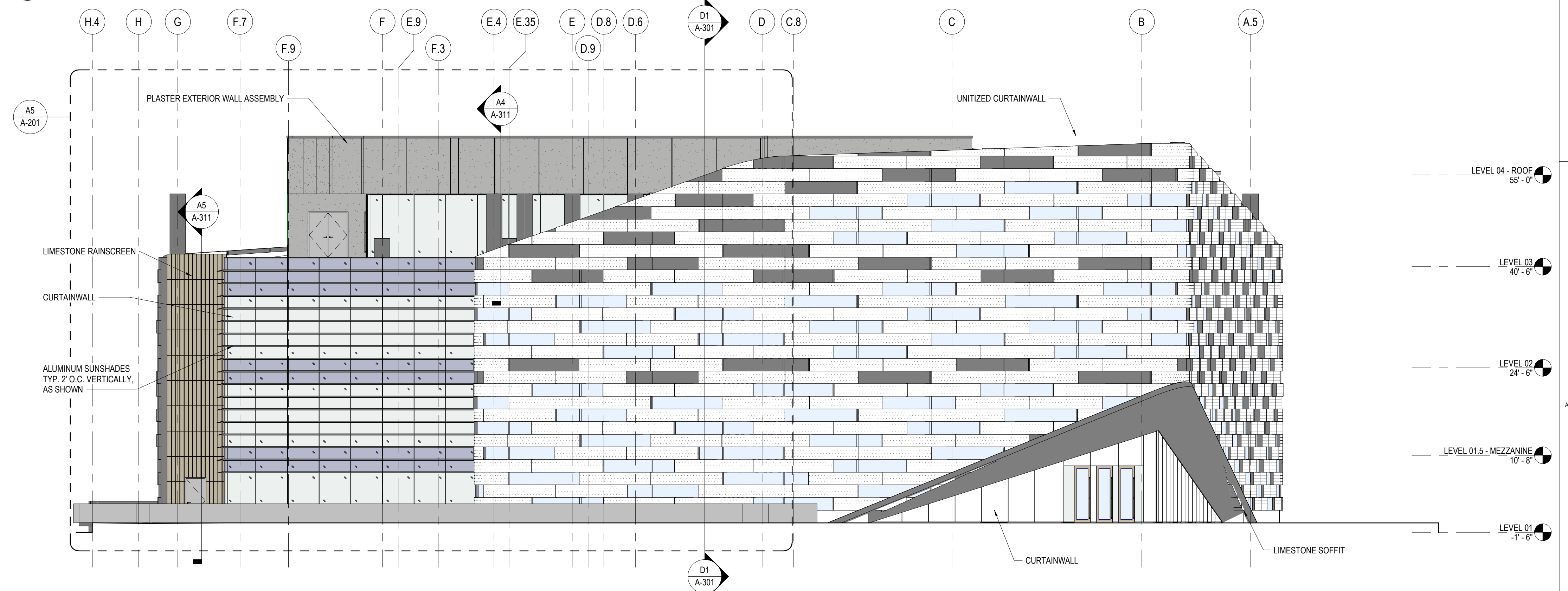
B5 COURTYARD - EAST
3/32" = 1'-0"



B3 ELEVATION - SOUTH L3
3/32" = 1'-0"



A5 COURTYARD - WEST
3/32" = 1'-0"



A3 ELEVATION - WEST
3/32" = 1'-0"

ASHRAE 2023-2024
STUDENT DESIGN
COMPETITION

PUBLIC LIBRARY

SAN PAULO, BRAZIL

Project Manager
Project Designer
Project Architect
Landscape Architect
Civil Engineer
Structural Engineer
Mechanical Engineer
Electrical Engineer
Plumbing Engineer
Interior Designer

Sheet Reviewer

MARK DATE DESCRIPTION

MARK	DATE	DESCRIPTION

Sheet Name

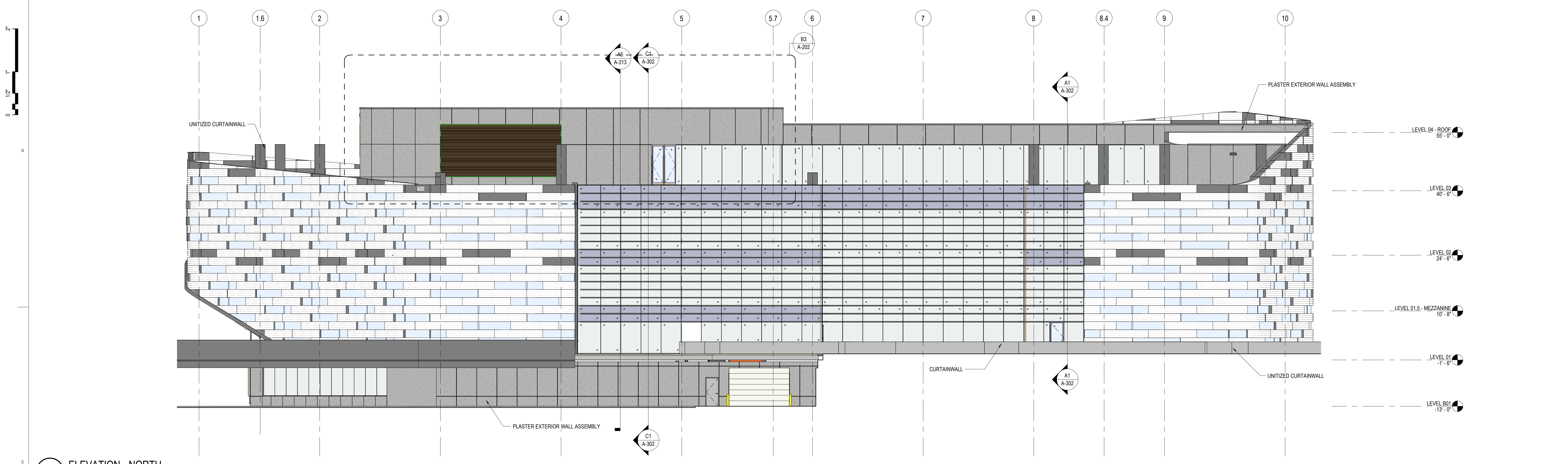
EXTERIOR
ELEVATIONS

Sheet Number

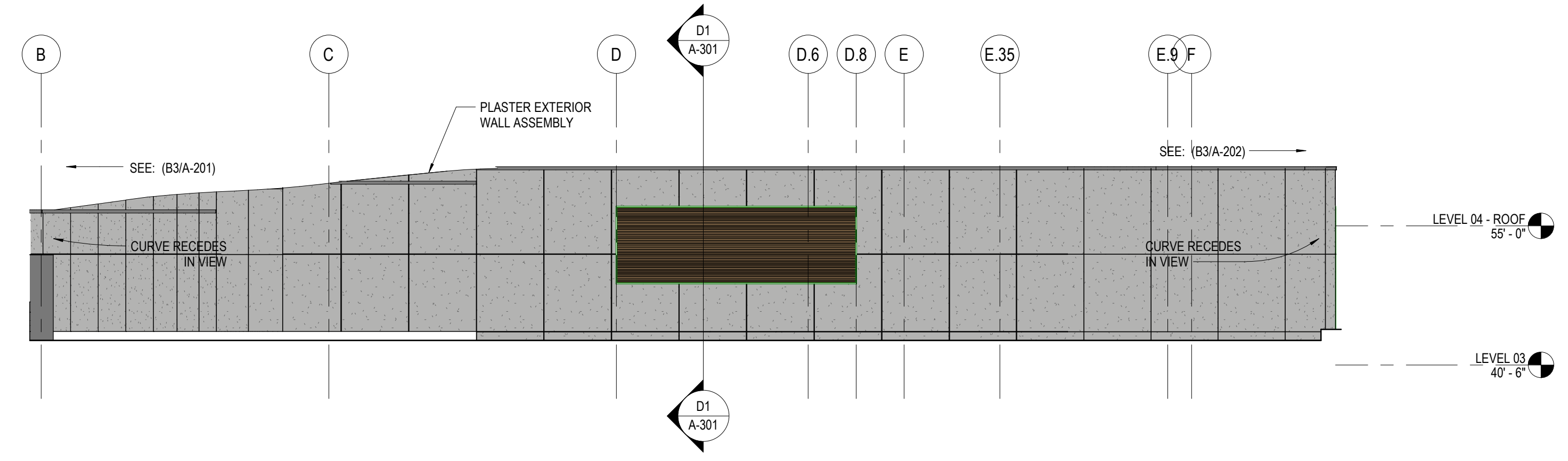
A-201

PRELIMINARY
NOT FOR CONSTRUCTION

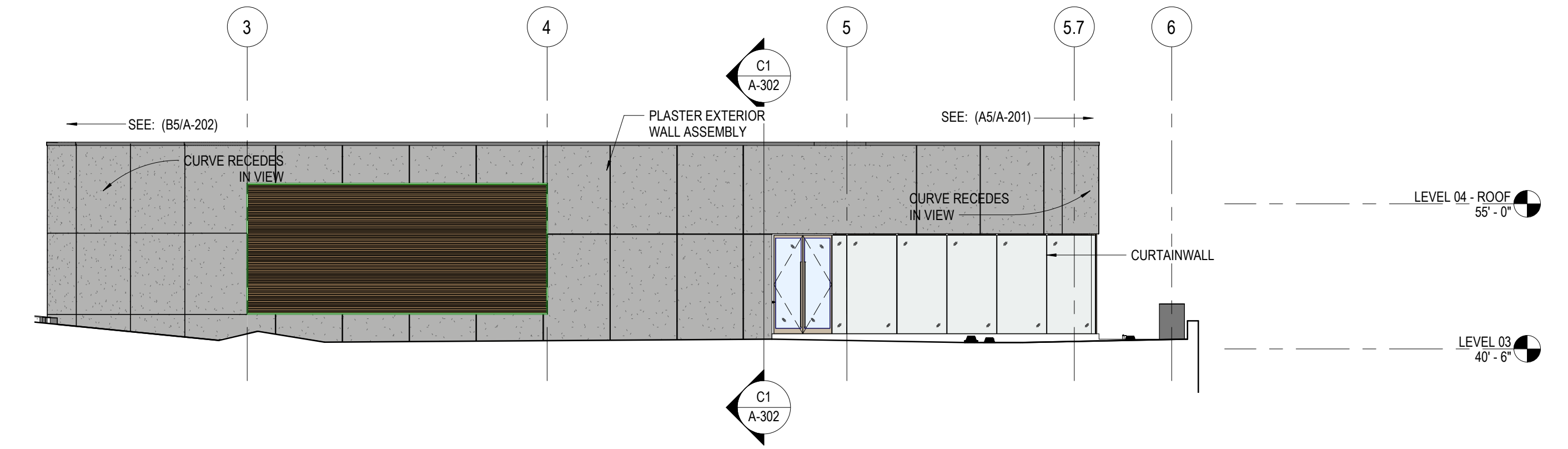
0 1 2 3 4 5 6 7 8 9 10



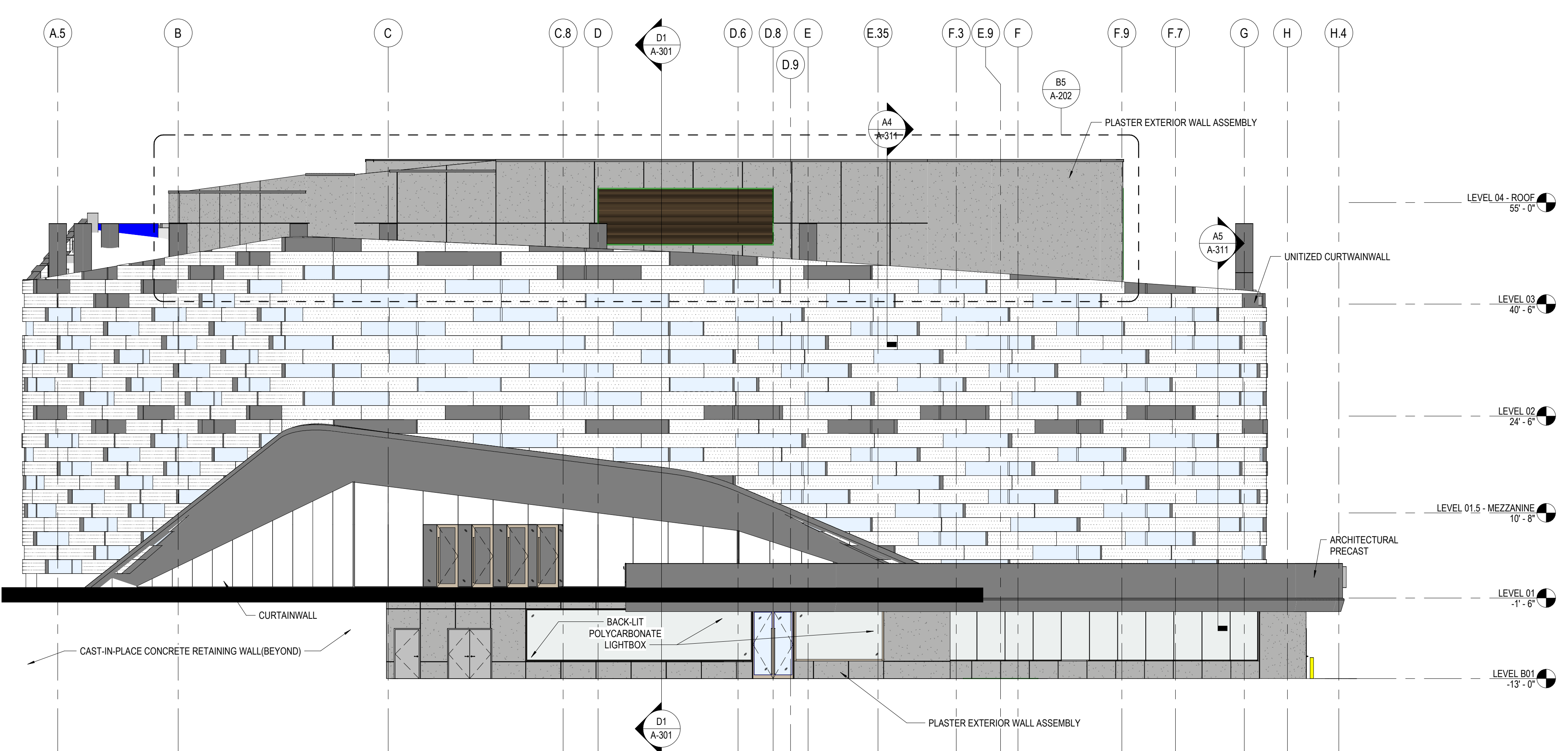
C5 ELEVATION - NORTH
3/32" = 1'-0"



B5 ELEVATION - EAST L3
3/32" = 1'-0"



B3 ELEVATION-NORTH L3
3/32" = 1'-0"



A3 ELEVATION-EAST
3/32" = 1'-0"

ASHRAE 2023-2024
STUDENT DESIGN
COMPETITION

PUBLIC LIBRARY

SAN PAULO, BRAZIL

- Project Manager
Project Designer
Project Architect
Landscape Architect
Civil Engineer
Mechanical Engineer
Structural Engineer
Electrical Engineer
Plumbing Engineer
Interior Designer

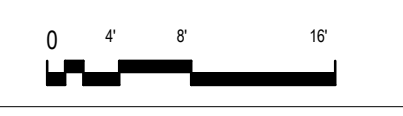
Sheet Reviewer

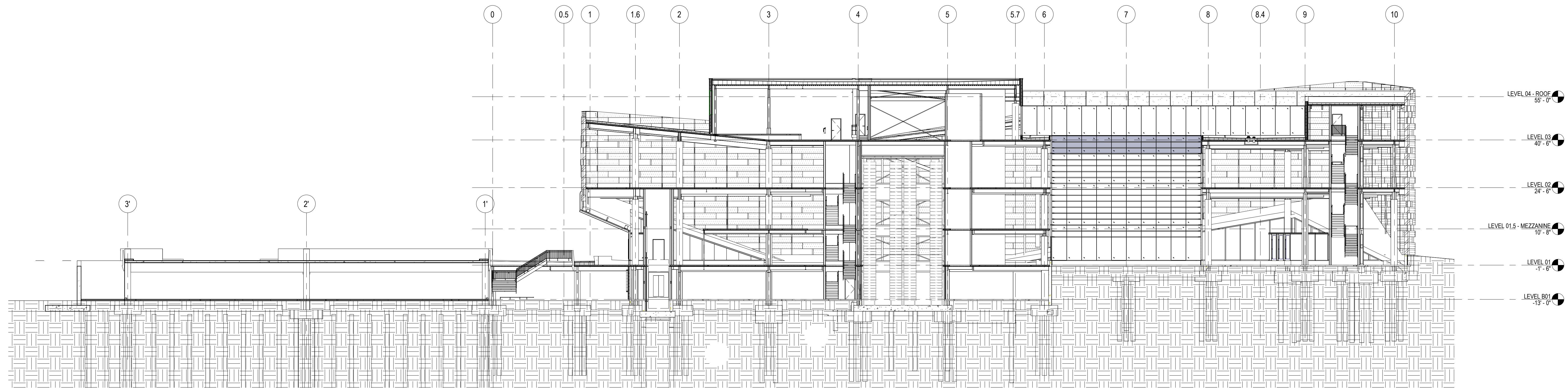
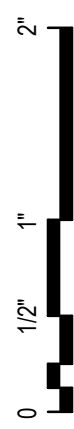
MARK	DATE	DESCRIPTION

PRELIMINARY

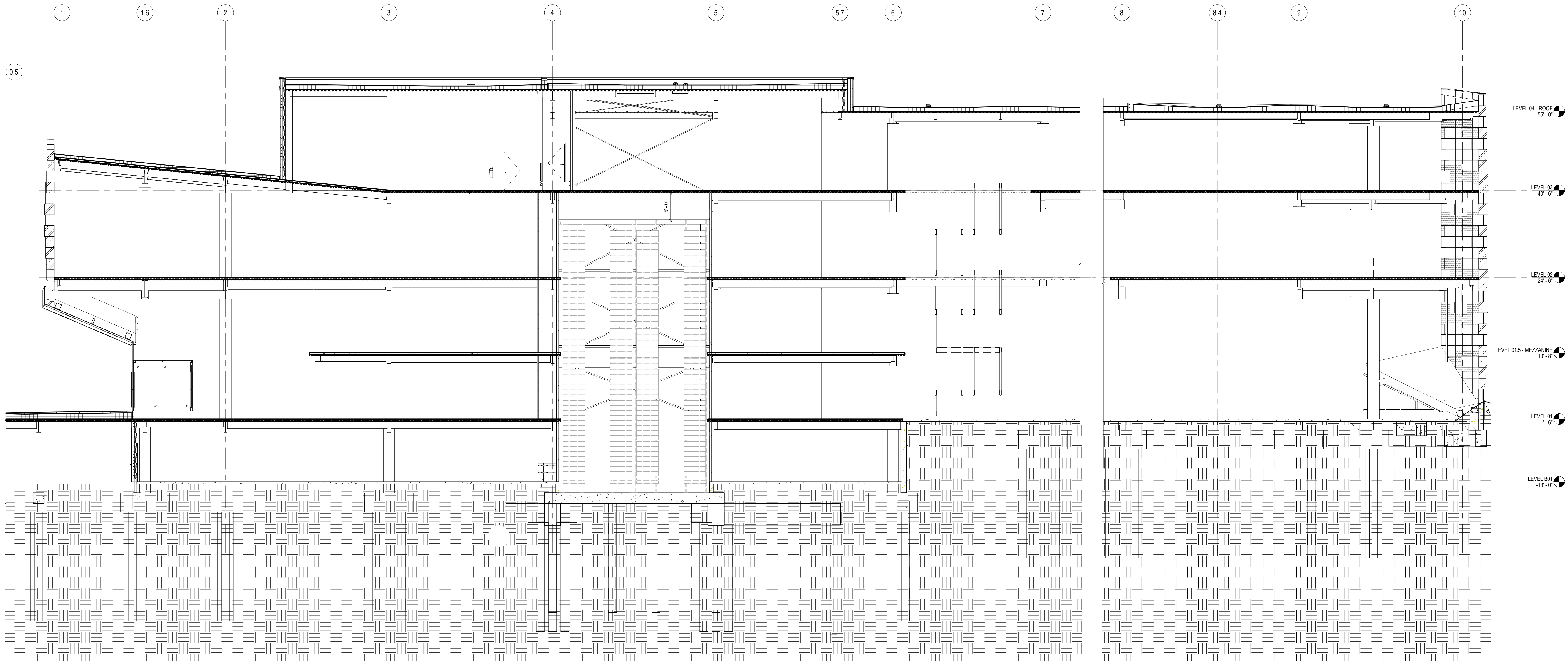
Sheet Name
EXTERIOR ELEVATIONS

Sheet Number
A-202





D1 BUILDING SECTION
1/16" = 1'-0"



A1 BUILDING SECTION
1/8" = 1'-0"

ASHRAE 2023-2024
STUDENT DESIGN
COMPETITION

PUBLIC LIBRARY

SAN PAULO, BRAZIL

- Project Manager
- Project Architect
- Leadspace Architect
- Civil Engineer
- Structural Engineer
- Mechanical Engineer
- Electrical Engineer
- Plumbing Engineer
- Interior Designer

Sheet Reviewer

MARK DATE DESCRIPTION

MARK	DATE	DESCRIPTION

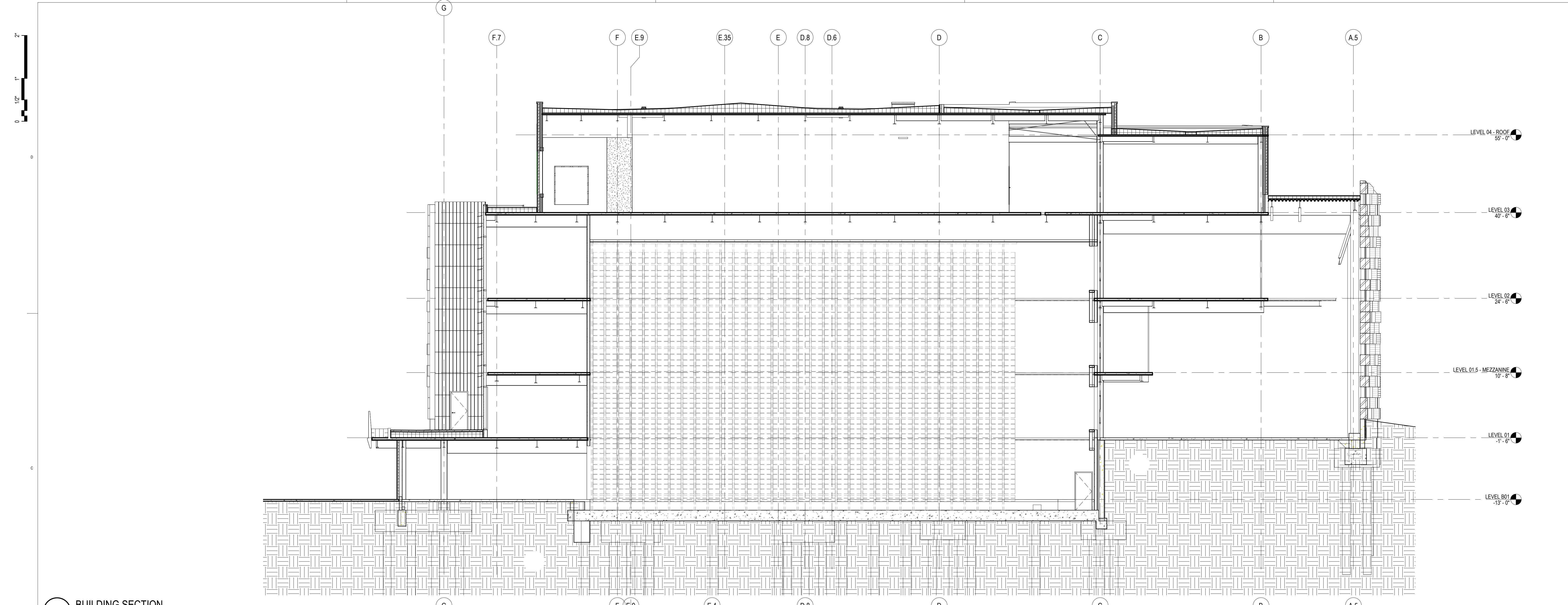
Sheet Name

SECTIONS - BUILDING

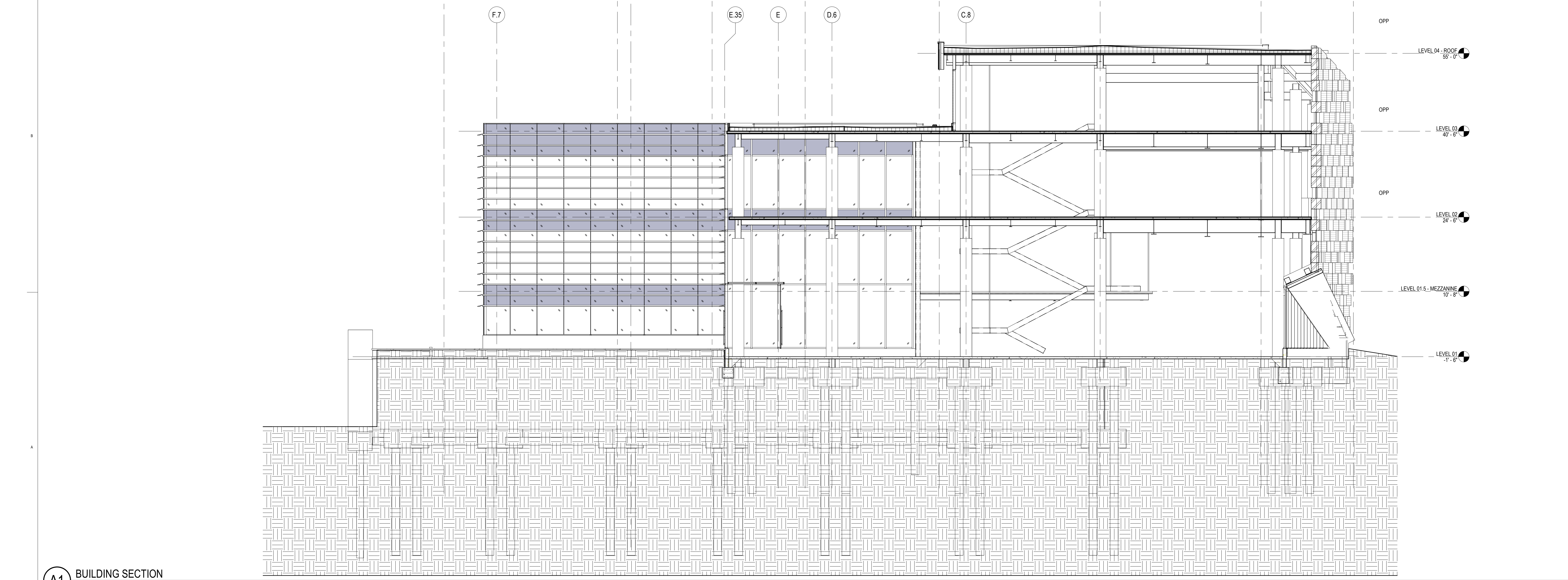
Sheet Number

A-301

PRELIMINARY
NOT FOR CONSTRUCTION



C1 BUILDING SECTION
1/8" = 1'-0"



A1 BUILDING SECTION
1/8" = 1'-0"

LEVEL 04 - ROOF
55'-0"

LEVEL 03
40'-6"

LEVEL 02
24'-6"

LEVEL 01.5 - MEZZANINE
10'-8"

LEVEL 01
-1'-6"

LEVEL B01
-13'-0"

OPP

LEVEL 04 - ROOF
55'-0"

OPP

LEVEL 03
40'-6"

OPP

LEVEL 02
24'-6"

LEVEL 01.5 - MEZZANINE
10'-8"

LEVEL 01
-1'-6"

ASHRAE 2023-2024
STUDENT DESIGN
COMPETITION

PUBLIC LIBRARY

SAN PAULO, BRAZIL

Project Manager
Project Designer
Project Architect
Landscape Architect
Civil Engineer
Structural Engineer
Mechanical Engineer
Electrical Engineer
Plumbing Engineer
Interior Designer

Sheet Reviewer

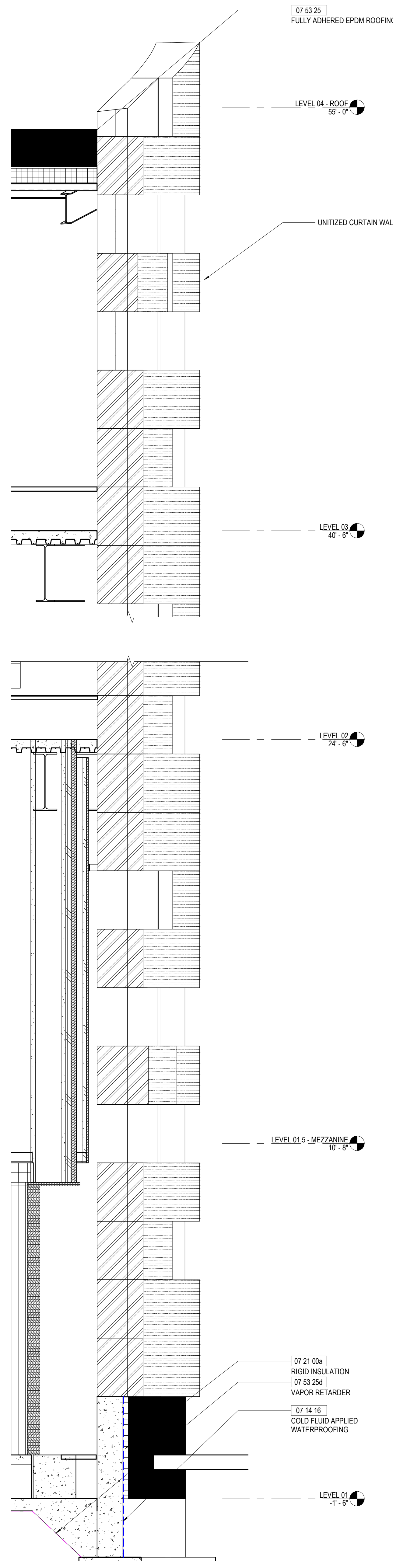
MARK	DATE	DESCRIPTION
------	------	-------------

PRELIMINARY
NOT FOR CONSTRUCTION

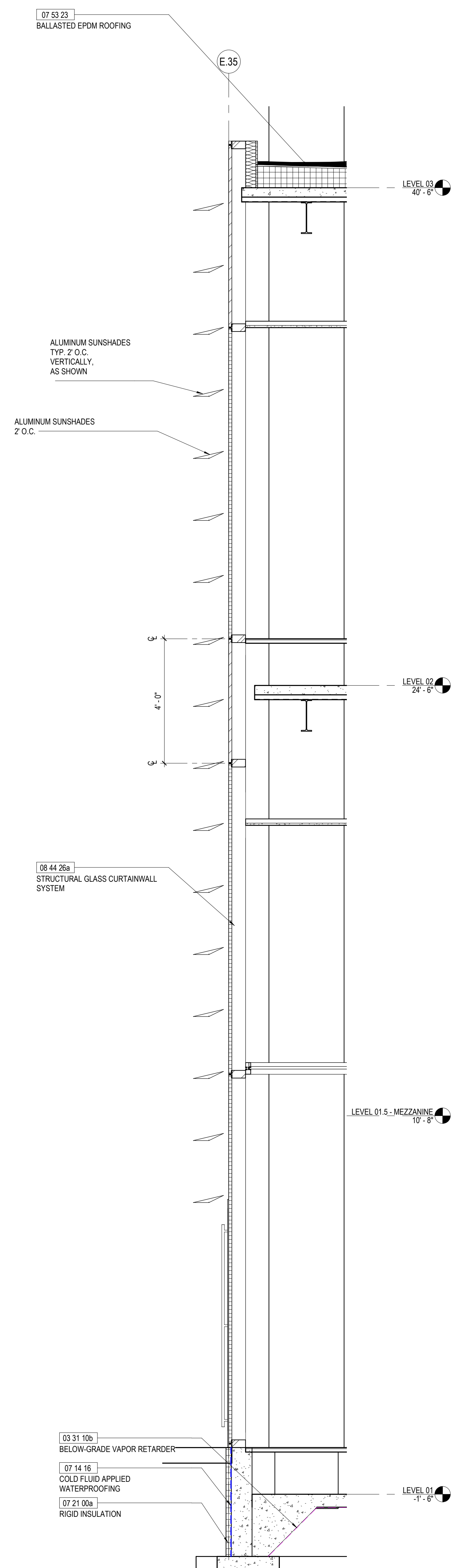
SECTION - BUILDING

Sheet Number
A-302

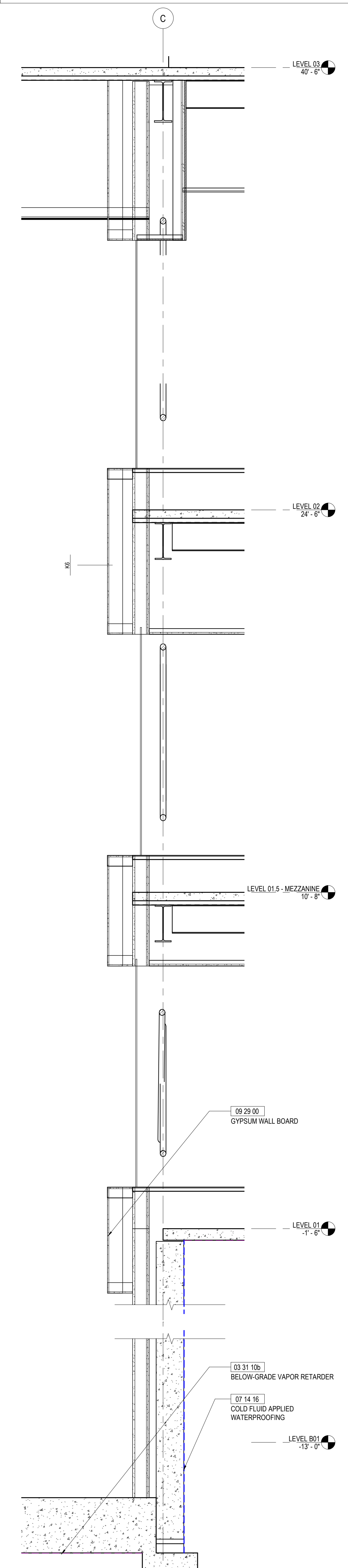




A5 WALL SECTION
1/2" = 1'-0"



A4 WALL SECTION
1/2" = 1'-0"



A3 WALL SECTION
1/2" = 1'-0"

ASHRAE 2023-2024
STUDENT DESIGN
COMPETITION

PUBLIC LIBRARY

SAN PAULO, BRAZIL

Project Manager
Project Architect
Leadspace Architect
Civil Engineer
Structural Engineer
Mechanical Engineer
Electrical Engineer
Plumbing Engineer
Interior Designer

Sheet Review

MARK	DATE	DESCRIPTION

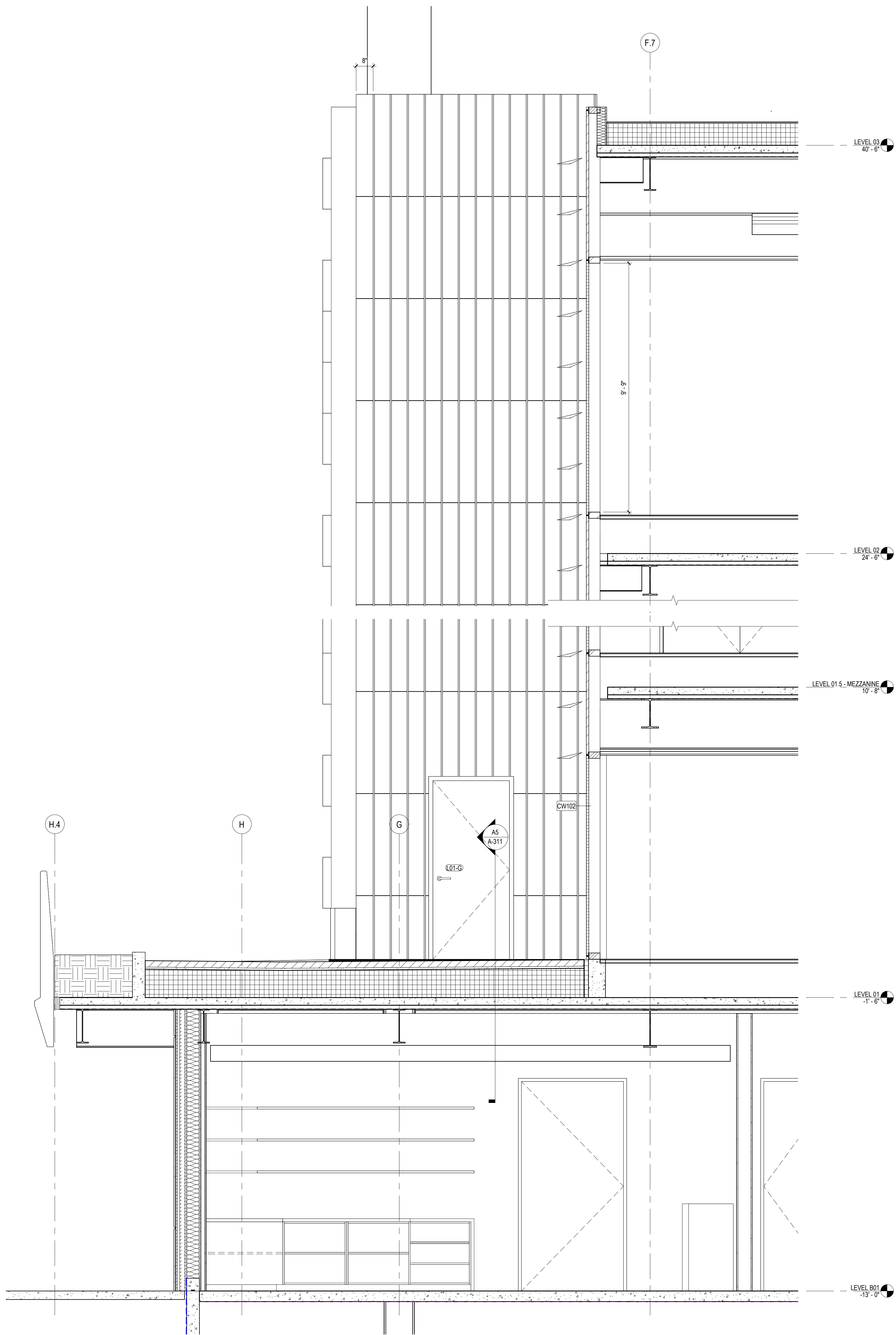
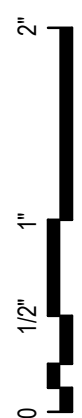
PRELIMINARY
NOT FOR CONSTRUCTION

ENLARGED WALL
SECTIONS

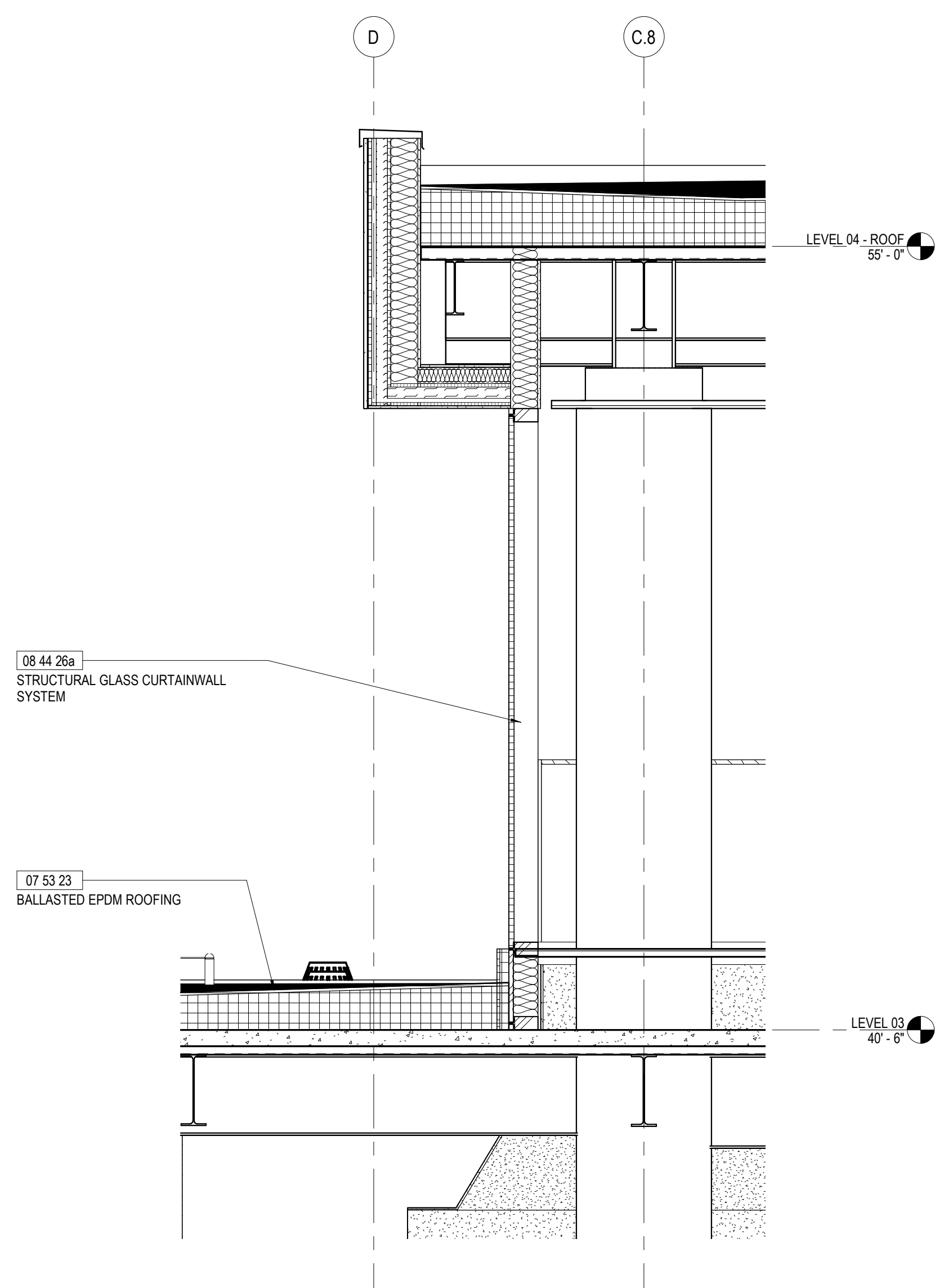
Sheet Number
A-312

NOTE:

FOR INFORMATION PERTAINING TO THE UNITIZED CURTAINWALL, SSG CURTAINWALL, SOFFIT, VESTIBULES AND ENTRANCE CURTAINWALLS, REFERENCE THE DRAFT SHOP DRAWINGS FROM SELECTED CURTAINWALL SUPPLIER AND INSTALLER, ARCHITECTURAL WALL SYSTEMS (AWS), ATTACHED AS AN APPENDIX TO THE DRAWINGS.



A5 WALL SECTION
1/2" = 1'-0"



A2 WALL SECTION
1/2" = 1'-0"

ASHRAE 2023-2024
STUDENT DESIGN
COMPETITION

PUBLIC LIBRARY

SAN PAULO, BRAZIL

Project Manager
Project Designer
Project Architect
Landscape Architect
Civil Engineer
Structural Engineer
Mechanical Engineer
Electrical Engineer
Plumbing Engineer
Interior Designer

Sheet Reviewer

MARK DATE DESCRIPTION

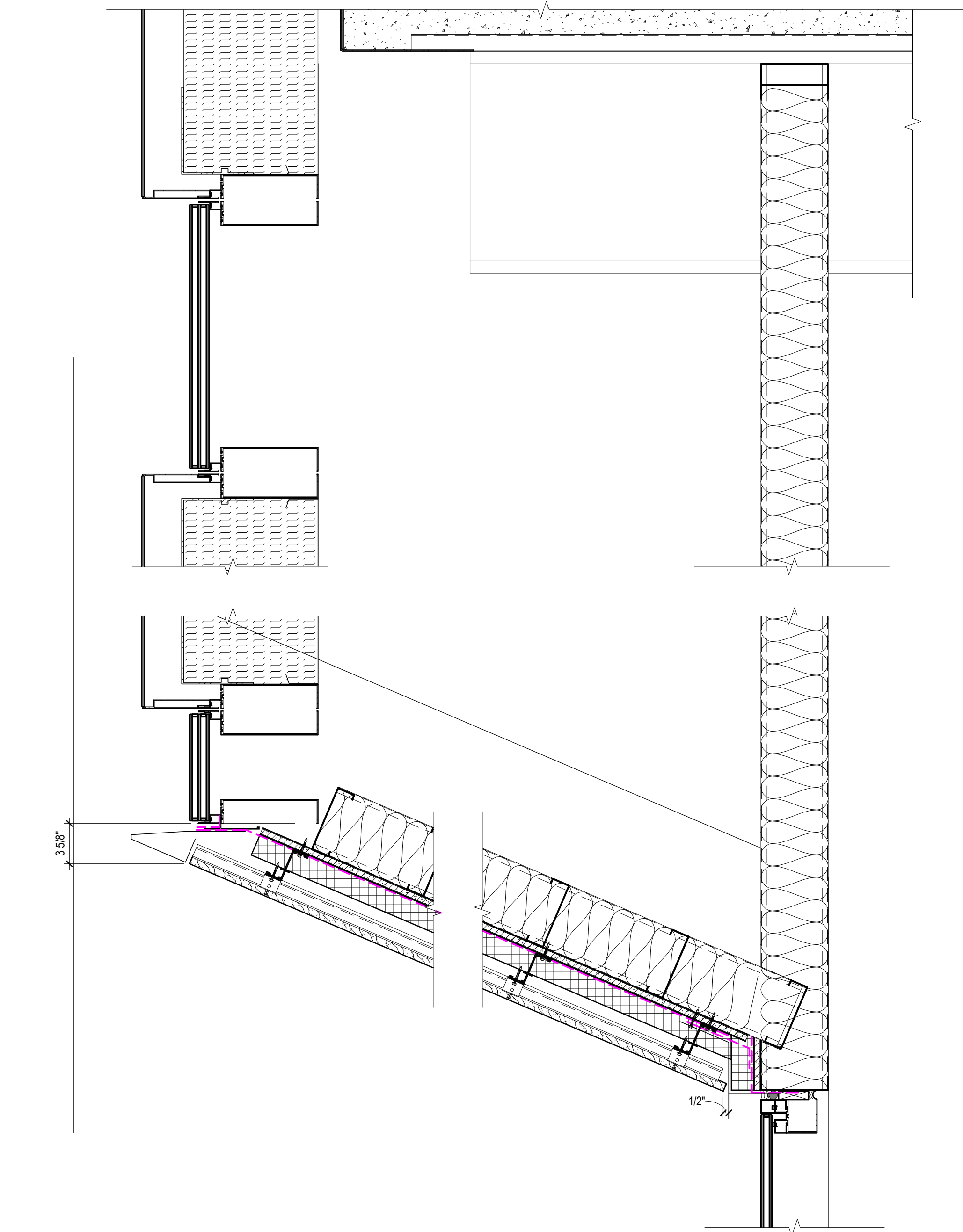
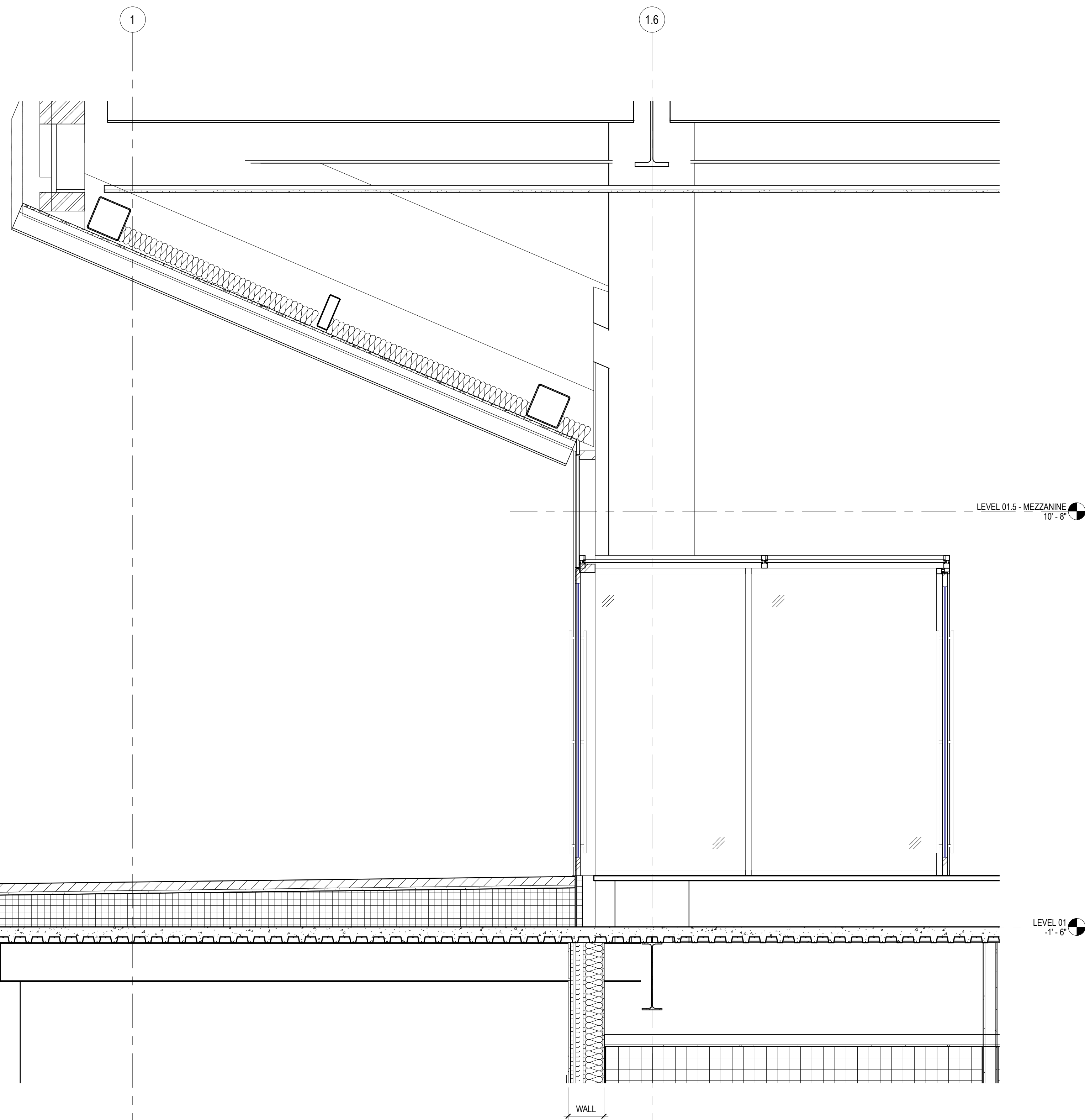
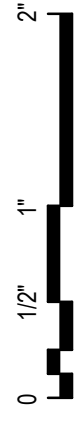
PRELIMINARY
NOT FOR CONSTRUCTION

Sheet Name

ENLARGED WALL
SECTIONS

Sheet Number

A-313



A5 WALL SECTION
1/2" = 1'-0"

A3 LIMESTONE PANEL SECTION DETAIL @ INSIDE SOFFIT
1/16" = 1'-0"

ASHRAE 2023-2024
STUDENT DESIGN
COMPETITION

PUBLIC LIBRARY

SAN PAULO, BRAZIL

Project Manager
Project Designer
Project Architect
Landscape Architect
Civil Engineer
Structural Engineer
Mechanical Engineer
Electrical Engineer
Plumbing Engineer
Interior Designer

Sheet Reviewer

MARK	DATE	DESCRIPTION

PRELIMINARY
NOT FOR CONSTRUCTION

Sheet Name

ENLARGED WALL
SECTIONS

Sheet Number

A-314